

JOHNSON & JOHNSON FUTURE (JNJF) - EUX/C10

2024/04/16 18:52:51

Price
147.7697 USD

Difference  -2.52% (-3.81)

General attributes

Symbol	JNJFC10
Exchange	Eurex
Currency	USD
Security type	Future
Underlying	JOHNSON & JOHNSON
Maturity	01-2025
Contract size	100

Market data

Bid (Bid size)	- USD (-)
Ask (Ask size)	- USD (-)
Open	147.7697 USD
High	147.7697 USD
Low	147.7697 USD
Close (prev. day)	151.5829 USD
Underlying	JOHNSON & JOHNSON
Underlying price (date)	144.45 (24/04/16)
Settlement price (date)	147.77 (24/04/16)
Open Interest	0

Performance and Risk

	6m	1y	3y
Perf (%)	-8.26%	-11.99%	-
Perf (abs.)	-13.31	-20.13	-
Beta	-	-	-
Volatility	14.73	15.76	-

Futures and Options

Related Futures	-
Related Options	-













Information about previous performance does not guarantee future performance.
 Source: FactSet

Price data

Ø price 5 days Ø volume 5 days (pcs.)	150.9819 USD (0)
Ø price 30 days Ø volume 30 days (pcs.)	158.8795 USD (0)
Ø price 100 days Ø volume 100 days (pcs.)	160.2913 USD (0)
Ø price 250 days Ø volume 250 days (pcs.)	162.4549 USD (0)
YTD High date	165.9151 USD (2024/03/01)
YTD Low date	147.7697 USD (2024/04/16)
52 Weeks High date	179.7544 USD (2023/07/28)
52 Weeks Low date	147.7697 USD (2024/04/16)

Recent Research

on underlying	on sector	on market	
Date		Headline	Download
2024/04/03		Global Equity Ratings	
2024/04/03		Aktienempfehlungen Global	
2024/03/13		Global Equity Ratings	
2024/03/13		Aktienempfehlungen Global	
2024/02/22		Aktienempfehlungen Global	

5y