

# LILLY & CO., ELI FUTURE (LLYF) - EUX/C12

2024/07/26 18:35:32

Price  
**851.0445** USD

Difference  -2.15% (-18.67)

### General attributes

Symbol	LLYFC12
Exchange	Eurex
Currency	USD
Security type	Future
Underlying	ELI LILLY AND COMPANY
Maturity	07-2025
Contract size	100

### Market data

Bid (Bid size)	- USD (-)
Ask (Ask size)	- USD (-)
Open	851.0445 USD
High	851.0445 USD
Low	851.0445 USD
Close (prev. day)	869.7108 USD
Underlying	ELI LILLY AND COMPANY
Underlying price (date)	804.62 (24/07/26)
Settlement price (date)	851.04 (24/07/26)
Open Interest	0

### Performance and Risk

	6m	1y	3y
Perf (%)	+27.85%	+80.20%	-
Perf (abs.)	+185.41	+378.77	-
Beta	-	-	-
Volatility	46.28	39.08	-

### Futures and Options

Related Futures	-
Related Options	-












5y

Information about previous performance does not guarantee future performance.  
Source: FactSet

### Price data

Ø price 5 days   Ø volume 5 days (pcs.)	888.1370 USD (0)
Ø price 30 days   Ø volume 30 days (pcs.)	925.6893 USD (0)
Ø price 100 days   Ø volume 100 days (pcs.)	831.3755 USD (0)
Ø price 250 days   Ø volume 250 days (pcs.)	689.3576 USD (0)
YTD High   date	993.8310 USD (2024/07/15)
YTD Low   date	610.3107 USD (2024/01/02)
52 Weeks High   date	993.8310 USD (2024/07/15)
52 Weeks Low   date	471.3632 USD (2023/08/04)

### Recent Research

on underlying	on sector	on market	
Date		Headline	Download
2024/07/24		Global Equity Ratings	
2024/07/24		Aktienempfehlungen Global	
2024/07/15		Aktienempfehlungen Global	
2024/07/12		Global Equity Ratings	
2024/06/21		Global Equity Ratings	