

## LILLY &amp; CO., ELI FUTURE (LLYF) - EUX/C12

2024/06/21 19:17:24

Price  
**924.4149** USD

Difference  **-2.07%** (-19.56)

## General attributes

Symbol	LLYFC12
Exchange	Eurex
Currency	USD
Security type	Future
Underlying	ELI LILLY AND COMPANY
Maturity	06-2025
Contract size	100

## Market data

Bid (Bid size)	- USD (-)
Ask (Ask size)	- USD (-)
Open	924.4149 USD
High	924.4149 USD
Low	924.4149 USD
Close (prev. day)	943.9768 USD
Underlying	ELI LILLY AND COMPANY
Underlying price (date)	905.38 (24/06/28)
Settlement price (date)	955.84 (24/06/28)
Open Interest	0

## Performance and Risk

	6m	1y	3y
Perf (%)	+55.26%	+94.31%	-
Perf (abs.)	+329.01	+448.66	-
Beta	-	-	-
Volatility	39.71	36.26	-

## Futures and Options

Related Futures	-
Related Options	-












5y

Information about previous performance does not guarantee future performance.  
 Source: FactSet

## Price data

Ø price 5 days   Ø volume 5 days (pcs.)	931.5427 USD (0)
Ø price 30 days   Ø volume 30 days (pcs.)	- USD (-)
Ø price 100 days   Ø volume 100 days (pcs.)	798.1301 USD (0)
Ø price 250 days   Ø volume 250 days (pcs.)	653.4979 USD (0)
YTD High   date	943.9768 USD (2024/06/20)
YTD Low   date	610.3107 USD (2024/01/02)
52 Weeks High   date	943.9768 USD (2024/06/20)
52 Weeks Low   date	454.7686 USD (2023/07/13)

## Recent Research

on underlying	on sector	on market	
Date		Headline	Download
2024/06/21		Global Equity Ratings	
2024/06/21		Aktienempfehlungen Global	
2024/06/14		Global Equity Ratings	
2024/06/14		Aktienempfehlungen Global	
2024/05/29		Global Equity Ratings	