

# JOHNSON & JOHNSON FUTURE (JNJF) - EUX/C13

2024/04/25 18:46:59

Price  
**149.1445** USD

Difference  -0.64% (-0.96)

### General attributes

Symbol	JNJFC13
Exchange	Eurex
Currency	USD
Security type	Future
Underlying	JOHNSON & JOHNSON
Maturity	05-2025
Contract size	100

### Market data

Bid (Bid size)	- USD (-)
Ask (Ask size)	- USD (-)
Open	149.1445 USD
High	149.1445 USD
Low	149.1445 USD
Close (prev. day)	150.1046 USD
Underlying	JOHNSON & JOHNSON
Underlying price (date)	146.82 (24/04/25)
Settlement price (date)	149.14 (24/04/25)
Open Interest	0

### Performance and Risk

	6m	1y	3y
Perf (%)	-4.59%	-11.88%	-
Perf (abs.)	-7.18	-20.10	-
Beta	-	-	-
Volatility	15.60	16.29	-

### Futures and Options

Related Futures	-
Related Options	-

5y












Information about previous performance does not guarantee future performance.  
Source: FactSet

### Price data

Ø price 5 days   Ø volume 5 days (pcs.)	150.9983 USD (0)
Ø price 30 days   Ø volume 30 days (pcs.)	156.4034 USD (0)
Ø price 100 days   Ø volume 100 days (pcs.)	160.3758 USD (0)
Ø price 250 days   Ø volume 250 days (pcs.)	162.8308 USD (0)
YTD High   date	166.7013 USD (2024/03/01)
YTD Low   date	147.2150 USD (2024/04/17)
52 Weeks High   date	180.9982 USD (2023/07/28)
52 Weeks Low   date	147.2150 USD (2024/04/17)

### Recent Research

on underlying	on sector	on market	
Date		Headline	Download
2024/04/03		Global Equity Ratings	
2024/04/03		Aktienempfehlungen Global	
2024/03/13		Global Equity Ratings	
2024/03/13		Aktienempfehlungen Global	
2024/02/22		Aktienempfehlungen Global	