

3M CO. FUTURE (MMMFC11) - EUX/C11

2024/09/17 18:46:04

Price
136.6901 USD

Difference  **-0.16% (-0.22)**

General attributes

Symbol	MMMFC11
Exchange	Eurex
Currency	USD
Security type	Future
Underlying	3M COMPANY
Maturity	07-2025
Contract size	100

Market data

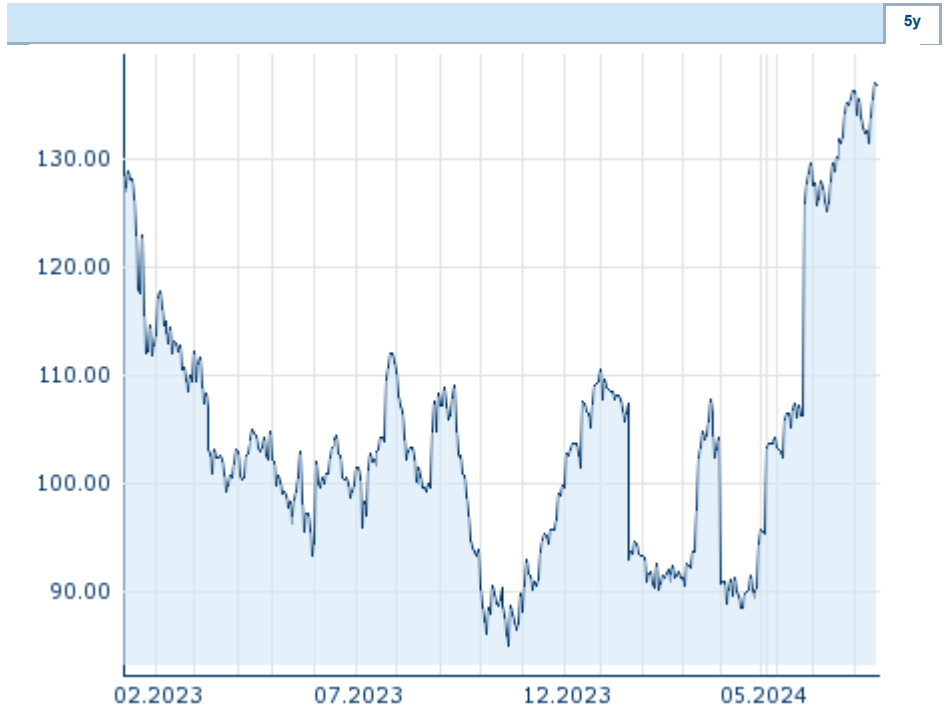
Bid (Bid size)	- USD (-)
Ask (Ask size)	- USD (-)
Open	136.6901 USD
High	136.6901 USD
Low	136.6901 USD
Close (prev. day)	136.9069 USD
Underlying	3M COMPANY
Underlying price (date)	132.44 (24/09/18)
Settlement price (date)	136.69 (24/09/17)
Open Interest	0

Performance and Risk

	6m	1y	3y
Perf (%)	+30.30%	+33.78%	-
Perf (abs.)	+31.79	+34.52	-
Beta	-	-	-
Volatility	43.41	36.99	-

Futures and Options

Related Futures	-
Related Options	-












Information about previous performance does not guarantee future performance.
 Source: FactSet

Price data

Ø price 5 days Ø volume 5 days (pcs.)	134.8327 USD (0)
Ø price 30 days Ø volume 30 days (pcs.)	132.0162 USD (0)
Ø price 100 days Ø volume 100 days (pcs.)	120.3541 USD (0)
Ø price 250 days Ø volume 250 days (pcs.)	103.0731 USD (0)
YTD High date	136.9069 USD (2024/09/16)
YTD Low date	88.5635 USD (2024/04/16)
52 Weeks High date	136.9069 USD (2024/09/16)
52 Weeks Low date	85.1058 USD (2023/10/23)

Recent Research

on underlying	on sector	on market	
Date		Headline	Download
2023/06/06		Global Equity Ratings	
2023/06/06		Aktienempfehlungen Global	
2023/06/01		Aktienempfehlungen Global	
2023/06/01		Global Equity Ratings	
2023/05/24		Global Equity Ratings	