

3M CO. FUTURE (MMMFC11) - EUX/C11

2024/05/06 18:29:57

Price
95.4603 USD
Difference  **-0.15% (-0.15)**

General attributes

Symbol	MMMFC11
Exchange	Eurex
Currency	USD
Security type	Future
Underlying	3M COMPANY
Maturity	04-2025
Contract size	100

Market data

Bid (Bid size)	- USD (-)
Ask (Ask size)	- USD (-)
Open	95.4603 USD
High	95.4603 USD
Low	95.4603 USD
Close (prev. day)	95.607 USD
Underlying	3M COMPANY
Underlying price (date)	105.70 (24/05/20)
Settlement price (date)	108.02 (24/05/20)
Open Interest	0

Performance and Risk

	6m	1y	3y
Perf (%)	+4.09%	-5.25%	-
Perf (abs.)	+3.75	-5.29	-
Beta	-	-	-
Volatility	36.46	33.10	-

Futures and Options

Related Futures	-
Related Options	-












Information about previous performance does not guarantee future performance.
 Source: FactSet

Price data

Ø price 5 days Ø volume 5 days (pcs.)	94.3726 USD (0)
Ø price 30 days Ø volume 30 days (pcs.)	93.7828 USD (0)
Ø price 100 days Ø volume 100 days (pcs.)	97.6776 USD (0)
Ø price 250 days Ø volume 250 days (pcs.)	98.3492 USD (0)
YTD High date	110.5794 USD (2024/01/02)
YTD Low date	88.5635 USD (2024/04/16)
52 Weeks High date	112.0436 USD (2023/07/28)
52 Weeks Low date	85.1058 USD (2023/10/23)

Recent Research

on underlying	on sector	on market	
Date		Headline	Download
2023/06/06		Global Equity Ratings	
2023/06/06		Aktienempfehlungen Global	
2023/06/01		Aktienempfehlungen Global	
2023/06/01		Global Equity Ratings	
2023/05/24		Global Equity Ratings	