

3M CO. FUTURE (MMMFC11) - EUX/C11

2024/05/06 18:29:57

Price
95.4603 USD
Difference  **-0.15% (-0.15)**

| General attributes | |
|--------------------|------------|
| Symbol | MMMFC11 |
| Exchange | Eurex |
| Currency | USD |
| Security type | Future |
| Underlying | 3M COMPANY |
| Maturity | 03-2025 |
| Contract size | 100 |

| Market data | |
|-------------------------|------------------|
| Bid (Bid size) | - USD (-) |
| Ask (Ask size) | - USD (-) |
| Open | 95.4603 USD |
| High | 95.4603 USD |
| Low | 95.4603 USD |
| Close (prev. day) | 95.607 USD |
| Underlying | 3M COMPANY |
| Underlying price (date) | 95.65 (24/05/08) |
| Settlement price (date) | 94.44 (24/05/08) |
| Open Interest | 0 |

| Performance and Risk | | | |
|----------------------|--------|--------|----|
| | 6m | 1y | 3y |
| Perf (%) | +4.09% | -5.25% | - |
| Perf (abs.) | +3.75 | -5.29 | - |
| Beta | - | - | - |
| Volatility | 36.46 | 33.10 | - |











| Futures and Options | |
|---------------------|---|
| Related Futures | - |
| Related Options | - |



Information about previous performance does not guarantee future performance.
 Source: FactSet

| Price data | |
|---|---------------------------|
| Ø price 5 days Ø volume 5 days (pcs.) | 94.3726 USD (0) |
| Ø price 30 days Ø volume 30 days (pcs.) | 93.7828 USD (0) |
| Ø price 100 days Ø volume 100 days (pcs.) | 97.6776 USD (0) |
| Ø price 250 days Ø volume 250 days (pcs.) | 98.3492 USD (0) |
| YTD High date | 110.5794 USD (2024/01/02) |
| YTD Low date | 88.5635 USD (2024/04/16) |
| 52 Weeks High date | 112.0436 USD (2023/07/28) |
| 52 Weeks Low date | 85.1058 USD (2023/10/23) |

Recent Research

| on underlying | on sector | on market | |
|---------------|---|---------------------------|---|
| Date | | Headline | Download |
| 2023/06/06 |  | Global Equity Ratings |  |
| 2023/06/06 |  | Aktienempfehlungen Global |  |
| 2023/06/01 |  | Aktienempfehlungen Global |  |
| 2023/06/01 |  | Global Equity Ratings |  |
| 2023/05/24 |  | Global Equity Ratings |  |