

## JOHNSON &amp; JOHNSON FUTURE (JNJF) - EUX/C11

2024/08/14 18:36:44

Price  
**160.0374** USDDifference  0.46% (0.73)

## General attributes

Symbol	JNJFC11
Exchange	Eurex
Currency	USD
Security type	Future
Underlying	JOHNSON & JOHNSON
Maturity	06-2025
Contract size	100

## Market data

Bid (Bid size)	- USD (-)
Ask (Ask size)	- USD (-)
Open	160.0374 USD
High	160.0374 USD
Low	160.0374 USD
Close (prev. day)	159.3079 USD
Underlying	JOHNSON & JOHNSON
Underlying price (date)	158.48 (24/08/14)
Settlement price (date)	160.04 (24/08/14)
Open Interest	0

## Performance and Risk

	6m	1y	3y
Perf (%)	+1.38%	-9.52%	-
Perf (abs.)	+2.17	-16.84	-
Beta	-	-	-
Volatility	17.24	15.92	-

## Futures and Options

Related Futures	-
Related Options	-












5y

Information about previous performance does not guarantee future performance.  
Source: FactSet

## Price data

Ø price 5 days   Ø volume 5 days (pcs.)	160.8225 USD (0)
Ø price 30 days   Ø volume 30 days (pcs.)	159.3602 USD (0)
Ø price 100 days   Ø volume 100 days (pcs.)	155.1674 USD (0)
Ø price 250 days   Ø volume 250 days (pcs.)	159.2546 USD (0)
YTD High   date	166.5257 USD (2024/03/01)
YTD Low   date	146.0984 USD (2024/04/17)
52 Weeks High   date	178.2612 USD (2023/08/15)
52 Weeks Low   date	146.0984 USD (2024/04/17)

## Recent Research

on underlying   on sector   on market			
Date		Headline	Download
2024/08/12		Global Equity Ratings	
2024/08/12		Aktienempfehlungen Global	
2024/07/24		Global Equity Ratings	
2024/07/24		Aktienempfehlungen Global	
2024/07/15		Aktienempfehlungen Global	