

JOHNSON & JOHNSON FUTURE (JNJF) - EUX/C11

2024/05/06 18:29:50

Price
150.4799 USDDifference  -0.26% (-0.39)

General attributes

| | |
|---------------|-------------------|
| Symbol | JNJFC11 |
| Exchange | Eurex |
| Currency | USD |
| Security type | Future |
| Underlying | JOHNSON & JOHNSON |
| Maturity | 04-2025 |
| Contract size | 100 |

Market data

| | |
|-------------------------|-------------------|
| Bid (Bid size) | - USD (-) |
| Ask (Ask size) | - USD (-) |
| Open | 150.4799 USD |
| High | 150.4799 USD |
| Low | 150.4799 USD |
| Close (prev. day) | 150.8689 USD |
| Underlying | JOHNSON & JOHNSON |
| Underlying price (date) | 146.86 (24/05/31) |
| Settlement price (date) | 150.43 (24/05/31) |
| Open Interest | 0 |

Performance and Risk

| | 6m | 1y | 3y |
|-------------|--------|--------|----|
| Perf (%) | -2.66% | -8.71% | - |
| Perf (abs.) | -4.11 | -14.35 | - |
| Beta | - | - | - |
| Volatility | 14.53 | 15.98 | - |

Futures and Options

| | |
|-----------------|---|
| Related Futures | - |
| Related Options | - |

5y













Information about previous performance does not guarantee future performance.
Source: FactSet

Price data

| | |
|---|---------------------------|
| Ø price 5 days Ø volume 5 days (pcs.) | 150.0466 USD (0) |
| Ø price 30 days Ø volume 30 days (pcs.) | 153.0253 USD (0) |
| Ø price 100 days Ø volume 100 days (pcs.) | 159.3420 USD (0) |
| Ø price 250 days Ø volume 250 days (pcs.) | 161.9643 USD (0) |
| YTD High date | 166.5257 USD (2024/03/01) |
| YTD Low date | 146.0984 USD (2024/04/17) |
| 52 Weeks High date | 179.5043 USD (2023/07/28) |
| 52 Weeks Low date | 146.0984 USD (2024/04/17) |

Recent Research

| on underlying | on sector | on market | |
|---------------|---|---------------------------|---|
| Date | | Headline | Download |
| 2024/05/29 |  | Global Equity Ratings |  |
| 2024/05/29 |  | Aktienempfehlungen Global |  |
| 2024/04/26 |  | Global Equity Ratings |  |
| 2024/04/26 |  | Aktienempfehlungen Global |  |
| 2024/04/03 |  | Global Equity Ratings |  |