

## JOHNSON &amp; JOHNSON FUTURE (JNJF) - EUX/C1

2024/09/13 18:35:17

Price  
**165.213** USDDifference  0.84% (1.37)

## General attributes

Symbol	JNJFC1
Exchange	Eurex
Currency	USD
Security type	Future
Underlying	JOHNSON & JOHNSON
Maturity	09-2024
Contract size	100

## Market data

Bid (Bid size)	- USD (-)
Ask (Ask size)	- USD (-)
Open	165.213 USD
High	165.213 USD
Low	165.213 USD
Close (prev. day)	163.8407 USD
Underlying	JOHNSON & JOHNSON
Underlying price (date)	165.52 (24/09/13)
Settlement price (date)	165.21 (24/09/13)
Open Interest	0

## Performance and Risk

	6m	1y	3y
Perf (%)	+1.73%	+0.19%	-
Perf (abs.)	+2.81	+0.32	-
Beta	-	-	-
Volatility	16.66	15.06	-

## Futures and Options

Related Futures	-
Related Options	-












5y

Information about previous performance does not guarantee future performance.  
Source: FactSet

## Price data

Ø price 5 days   Ø volume 5 days (pcs.)	165.934 USD (0)
Ø price 30 days   Ø volume 30 days (pcs.)	162.731 USD (0)
Ø price 100 days   Ø volume 100 days (pcs.)	158.008 USD (0)
Ø price 250 days   Ø volume 250 days (pcs.)	156.266 USD (0)
YTD High   date	167.966 USD (2024/09/10)
YTD Low   date	144.173 USD (2024/04/17)
52 Weeks High   date	167.966 USD (2024/09/10)
52 Weeks Low   date	144.173 USD (2024/04/17)

## Recent Research

on underlying	on sector	on market	
Date		Headline	Download
2024/09/11		Global Equity Ratings	
2024/09/11		Aktienempfehlungen Global	
2024/09/05		Global Equity Ratings	
2024/09/05		Aktienempfehlungen Global	
2024/08/12		Global Equity Ratings	