

JOHNSON & JOHNSON FUTURE (JNJF) - EUX/C1

2024/07/16 18:50:37

Price
150.2027 USD

Difference  0.26% (0.38)

General attributes

Symbol	JNJFC1
Exchange	Eurex
Currency	USD
Security type	Future
Underlying	JOHNSON & JOHNSON
Maturity	07-2024
Contract size	100

Market data

Bid (Bid size)	- USD (-)
Ask (Ask size)	- USD (-)
Open	150.2027 USD
High	150.2027 USD
Low	150.2027 USD
Close (prev. day)	149.8186 USD
Underlying	JOHNSON & JOHNSON
Underlying price (date)	150.38 (24/07/16)
Settlement price (date)	150.20 (24/07/16)
Open Interest	0

Performance and Risk

	6m	1y	3y
Perf (%)	-7.58%	-5.99%	-
Perf (abs.)	-12.28	-9.54	-
Beta	-	-	-
Volatility	14.63	16.92	-

Futures and Options

Related Futures	-
Related Options	-












Information about previous performance does not guarantee future performance.
Source: FactSet

Price data

Ø price 5 days Ø volume 5 days (pcs.)	- USD (-)
Ø price 30 days Ø volume 30 days (pcs.)	147.3141 USD (0)
Ø price 100 days Ø volume 100 days (pcs.)	153.6867 USD (0)
Ø price 250 days Ø volume 250 days (pcs.)	157.6240 USD (0)
YTD High date	162.7658 USD (2024/03/01)
YTD Low date	144.1727 USD (2024/04/17)
52 Weeks High date	175.7136 USD (2023/07/28)
52 Weeks Low date	144.1727 USD (2024/04/17)

Recent Research

on underlying	on sector	on market	
Date		Headline	Download
2024/07/15		Aktienempfehlungen Global	
2024/07/12		Global Equity Ratings	
2024/06/21		Global Equity Ratings	
2024/06/21		Aktienempfehlungen Global	
2024/06/14		Global Equity Ratings	