

# JOHNSON & JOHNSON FUTURE (JNJF) - EUX/C1

2024/05/03 18:33:00

Price  
**148.8163** USD

Difference  -0.69% (-1.03)

### General attributes

Symbol	JNJFC1
Exchange	Eurex
Currency	USD
Security type	Future
Underlying	JOHNSON & JOHNSON
Maturity	05-2024
Contract size	100

### Market data

Bid (Bid size)	- USD (-)
Ask (Ask size)	- USD (-)
Open	148.8163 USD
High	148.8163 USD
Low	148.8163 USD
Close (prev. day)	149.8501 USD
Underlying	JOHNSON & JOHNSON
Underlying price (date)	149.27 (24/05/03)
Settlement price (date)	148.82 (24/05/03)
Open Interest	0

### Performance and Risk

	6m	1y	3y
Perf (%)	-2.34%	-9.61%	-
Perf (abs.)	-3.57	-15.83	-
Beta	-	-	-
Volatility	14.16	15.85	-

### Futures and Options

Related Futures	-
Related Options	-












Information about previous performance does not guarantee future performance.  
Source: FactSet

### Price data

Ø price 5 days   Ø volume 5 days (pcs.)	147.6996 USD (0)
Ø price 30 days   Ø volume 30 days (pcs.)	151.1390 USD (0)
Ø price 100 days   Ø volume 100 days (pcs.)	156.3673 USD (0)
Ø price 250 days   Ø volume 250 days (pcs.)	158.5563 USD (0)
YTD High   date	162.7658 USD (2024/03/01)
YTD Low   date	144.1727 USD (2024/04/17)
52 Weeks High   date	175.7136 USD (2023/07/28)
52 Weeks Low   date	144.1727 USD (2024/04/17)

### Recent Research

on underlying	on sector	on market	
Date		Headline	Download
2024/04/26		Global Equity Ratings	
2024/04/26		Aktienempfehlungen Global	
2024/04/03		Global Equity Ratings	
2024/04/03		Aktienempfehlungen Global	
2024/03/13		Global Equity Ratings	