

# L'OREAL FUTURE (LORF) - EUX/C10

2024/07/12 18:58:48

Price  
**425.0023** EUR

Difference  1.74% (7.27)

### General attributes

Symbol	LORFC10
Exchange	Eurex
Currency	EUR
Security type	Future
Underlying	L'OREAL S.A.
Maturity	04-2025
Contract size	100

### Market data

Bid (Bid size)	- EUR (-)
Ask (Ask size)	- EUR (-)
Open	425.0023 EUR
High	425.0023 EUR
Low	425.0023 EUR
Close (prev. day)	417.73 EUR
Underlying	L'OREAL S.A.
Underlying price (date)	412.60 (24/07/12)
Settlement price (date)	425.00 (24/07/12)
Open Interest	0

### Performance and Risk

	6m	1y	3y
Perf (%)	-6.12%	-0.55%	-
Perf (abs.)	-27.70	-2.33	-
Beta	-	-	-
Volatility	24.96	21.46	-

### Futures and Options

Related Futures	-
Related Options	-

5y












Information about previous performance does not guarantee future performance.  
Source: FactSet

### Price data

Ø price 5 days   Ø volume 5 days (pcs.)	- EUR (-)
Ø price 30 days   Ø volume 30 days (pcs.)	449.8314 EUR (0)
Ø price 100 days   Ø volume 100 days (pcs.)	444.9597 EUR (0)
Ø price 250 days   Ø volume 250 days (pcs.)	430.7612 EUR (0)
YTD High   date	463.0652 EUR (2024/02/05)
YTD Low   date	417.6482 EUR (2024/04/08)
52 Weeks High   date	463.0652 EUR (2024/02/05)
52 Weeks Low   date	386.3012 EUR (2023/10/20)

### Recent Research

on underlying	on sector	on market	
Date		Headline	Download
2024/07/12		Global Equity Ratings	
2024/07/12		Aktienempfehlungen Global	
2024/06/21		Global Equity Ratings	
2024/06/21		Aktienempfehlungen Global	
2024/06/14		Global Equity Ratings	