

## INTEL CORP. FUTURE (INTF) - EUX/C11

2024/07/15 18:41:19

Price  
**35.9891** USDDifference  0.64% (0.23)

## General attributes

Symbol	INTFC11
Exchange	Eurex
Currency	USD
Security type	Future
Underlying	INTEL CORP.
Maturity	05-2025
Contract size	100

## Market data

Bid (Bid size)	- USD (-)
Ask (Ask size)	- USD (-)
Open	35.9891 USD
High	35.9891 USD
Low	35.9891 USD
Close (prev. day)	35.7614 USD
Underlying	INTEL CORP.
Underlying price (date)	33.9601 (24/07/16)
Settlement price (date)	35.99 (24/07/15)
Open Interest	0

## Performance and Risk

	6m	1y	3y
Perf (%)	-25.59%	+4.06%	-
Perf (abs.)	-12.37	+1.40	-
Beta	-	-	-
Volatility	44.30	38.89	-

## Futures and Options

Related Futures	-
Related Options	-

5y












Information about previous performance does not guarantee future performance.  
Source: FactSet

## Price data

Ø price 5 days   Ø volume 5 days (pcs.)	- USD (-)
Ø price 30 days   Ø volume 30 days (pcs.)	32.9770 USD (0)
Ø price 100 days   Ø volume 100 days (pcs.)	40.5728 USD (0)
Ø price 250 days   Ø volume 250 days (pcs.)	41.2322 USD (0)
YTD High   date	51.8522 USD (2024/01/25)
YTD Low   date	31.4472 USD (2024/06/17)
52 Weeks High   date	52.5701 USD (2023/12/27)
52 Weeks Low   date	31.4472 USD (2024/06/17)

## Recent Research

on underlying	on sector	on market	
Date		Headline	Download
2024/07/15		Aktienempfehlungen Global	
2024/07/12		Global Equity Ratings	
2024/06/21		Global Equity Ratings	
2024/06/21		Aktienempfehlungen Global	
2024/06/14		Global Equity Ratings	