

## INTEL CORP. FUTURE (INTF) - EUX/C11

2024/04/19 18:42:05

Price  
**35.714** USDDifference  -2.78% (-1.02)

## General attributes

Symbol	INTFC11
Exchange	Eurex
Currency	USD
Security type	Future
Underlying	INTEL CORP.
Maturity	03-2025
Contract size	100

## Market data

Bid (Bid size)	- USD (-)
Ask (Ask size)	- USD (-)
Open	35.714 USD
High	35.714 USD
Low	35.714 USD
Close (prev. day)	36.7371 USD
Underlying	INTEL CORP.
Underlying price (date)	34.20 (24/04/19)
Settlement price (date)	35.85 (24/04/19)
Open Interest	0

## Performance and Risk

	6m	1y	3y
Perf (%)	-4.06%	+11.06%	-
Perf (abs.)	-1.51	+3.56	-
Beta	-	-	-
Volatility	38.79	38.44	-

## Futures and Options

Related Futures	-
Related Options	-

5y












Information about previous performance does not guarantee future performance.  
Source: FactSet

## Price data

Ø price 5 days   Ø volume 5 days (pcs.)	36.939 USD (0)
Ø price 30 days   Ø volume 30 days (pcs.)	42.268 USD (0)
Ø price 100 days   Ø volume 100 days (pcs.)	45.423 USD (0)
Ø price 250 days   Ø volume 250 days (pcs.)	39.669 USD (0)
YTD High   date	51.852 USD (2024/01/25)
YTD Low   date	35.714 USD (2024/04/19)
52 Weeks High   date	52.570 USD (2023/12/27)
52 Weeks Low   date	27.888 USD (2023/05/25)

## Recent Research

on underlying	on sector	on market	
Date		Headline	Download
2024/04/03		Global Equity Ratings	
2024/04/03		Aktienempfehlungen Global	
2024/03/13		Global Equity Ratings	
2024/03/13		Aktienempfehlungen Global	
2024/02/22		Aktienempfehlungen Global	