

## INTEL CORP. FUTURE (INTF) - EUX/C1

2024/09/18 18:40:56

Price  
**20.9311** USDDifference  -5.23% (-1.15)

## General attributes

Symbol	INTFC1
Exchange	Eurex
Currency	USD
Security type	Future
Underlying	INTEL CORP.
Maturity	09-2024
Contract size	100

## Market data

Bid (Bid size)	- USD (-)
Ask (Ask size)	- USD (-)
Open	20.9311 USD
High	20.9311 USD
Low	20.9311 USD
Close (prev. day)	22.0853 USD
Underlying	INTEL CORP.
Underlying price (date)	20.77 (24/09/18)
Settlement price (date)	20.93 (24/09/18)
Open Interest	0

## Performance and Risk

	6m	1y	3y
Perf (%)	-51.33%	-45.41%	-
Perf (abs.)	-22.07	-17.41	-
Beta	-	-	-
Volatility	75.69	55.80	-

## Futures and Options

Related Futures	-
Related Options	-

5y












Information about previous performance does not guarantee future performance.  
Source: FactSet

## Price data

Ø price 5 days   Ø volume 5 days (pcs.)	20.5006 USD (0)
Ø price 30 days   Ø volume 30 days (pcs.)	20.2610 USD (0)
Ø price 100 days   Ø volume 100 days (pcs.)	24.7197 USD (0)
Ø price 250 days   Ø volume 250 days (pcs.)	37.1063 USD (0)
YTD High   date	50.0328 USD (2024/01/25)
YTD Low   date	18.6824 USD (2024/09/10)
52 Weeks High   date	50.8649 USD (2023/12/27)
52 Weeks Low   date	18.6824 USD (2024/09/10)

## Recent Research

on underlying		on sector		on market	
Date			Headline		Download
2024/09/11			Global Equity Ratings		
2024/09/11			Aktienempfehlungen Global		
2024/09/05			Global Equity Ratings		
2024/09/05			Aktienempfehlungen Global		
2024/08/12			Global Equity Ratings		