

INTEL CORP. FUTURE (INTF) - EUX/C1

2024/07/15 18:41:19

Price
34.9811 USDDifference  0.65% (0.22)

General attributes

| | |
|---------------|-------------|
| Symbol | INTFC1 |
| Exchange | Eurex |
| Currency | USD |
| Security type | Future |
| Underlying | INTEL CORP. |
| Maturity | 07-2024 |
| Contract size | 100 |

Market data

| | |
|-------------------------|--------------------|
| Bid (Bid size) | - USD (-) |
| Ask (Ask size) | - USD (-) |
| Open | 34.9811 USD |
| High | 34.9811 USD |
| Low | 34.9811 USD |
| Close (prev. day) | 34.7563 USD |
| Underlying | INTEL CORP. |
| Underlying price (date) | 34.0101 (24/07/16) |
| Settlement price (date) | 34.98 (24/07/15) |
| Open Interest | 0 |

Performance and Risk

| | 6m | 1y | 3y |
|-------------|---------|--------|----|
| Perf (%) | -25.38% | +4.10% | - |
| Perf (abs.) | -11.90 | +1.38 | - |
| Beta | - | - | - |
| Volatility | 44.63 | 38.70 | - |

Futures and Options

| | |
|-----------------|---|
| Related Futures | - |
| Related Options | - |

5y













Information about previous performance does not guarantee future performance.
Source: FactSet

Price data

| | |
|---------------------------------------------|--------------------------|
| Ø price 5 days Ø volume 5 days (pcs.) | - USD (-) |
| Ø price 30 days Ø volume 30 days (pcs.) | 31.9645 USD (0) |
| Ø price 100 days Ø volume 100 days (pcs.) | 39.2092 USD (0) |
| Ø price 250 days Ø volume 250 days (pcs.) | 39.7931 USD (0) |
| YTD High date | 50.0328 USD (2024/01/25) |
| YTD Low date | 30.4576 USD (2024/06/17) |
| 52 Weeks High date | 50.8649 USD (2023/12/27) |
| 52 Weeks Low date | 30.4576 USD (2024/06/17) |

Recent Research

| on underlying | on sector | on market | |
|---------------|-------------------------------------------------------------------------------------|---------------------------|---------------------------------------------------------------------------------------|
| Date | | Headline | Download |
| 2024/07/15 |  | Aktienempfehlungen Global |  |
| 2024/07/12 |  | Global Equity Ratings |  |
| 2024/06/21 |  | Global Equity Ratings |  |
| 2024/06/21 |  | Aktienempfehlungen Global |  |
| 2024/06/14 |  | Global Equity Ratings |  |