

INTEL CORP. FUTURE (INTF) - EUX/C10

2024/08/14 18:36:42

Price
20.7822 USDDifference  0.36% (0.07)

General attributes

Symbol	INTFC10
Exchange	Eurex
Currency	USD
Security type	Future
Underlying	INTEL CORP.
Maturity	05-2025
Contract size	100

Market data

Bid (Bid size)	- USD (-)
Ask (Ask size)	- USD (-)
Open	20.7822 USD
High	20.7822 USD
Low	20.7822 USD
Close (prev. day)	20.7082 USD
Underlying	INTEL CORP.
Underlying price (date)	19.92 (24/08/14)
Settlement price (date)	20.78 (24/08/14)
Open Interest	0

Performance and Risk

	6m	1y	3y
Perf (%)	-54.24%	-42.79%	-
Perf (abs.)	-24.63	-15.55	-
Beta	-	-	-
Volatility	65.53	51.68	-

Futures and Options

Related Futures	-
Related Options	-












Information about previous performance does not guarantee future performance.
Source: FactSet

Price data

Ø price 5 days Ø volume 5 days (pcs.)	20.4730 USD (0)
Ø price 30 days Ø volume 30 days (pcs.)	29.7480 USD (0)
Ø price 100 days Ø volume 100 days (pcs.)	33.5491 USD (0)
Ø price 250 days Ø volume 250 days (pcs.)	40.0373 USD (0)
YTD High date	51.6313 USD (2024/01/25)
YTD Low date	20.1824 USD (2024/08/12)
52 Weeks High date	52.5148 USD (2023/12/27)
52 Weeks Low date	20.1824 USD (2024/08/12)

Recent Research

on underlying		on sector		on market	
Date				Headline	Download
2024/08/12				Global Equity Ratings	
2024/08/12				Aktienempfehlungen Global	
2024/07/24				Global Equity Ratings	
2024/07/24				Aktienempfehlungen Global	
2024/07/15				Aktienempfehlungen Global	