

LILLY & CO., ELI FUTURE (LLYF) - EUX/C13

2024/07/26 18:35:32

Price
852.8772 USD

Difference  -2.15% (-18.73)

General attributes

Symbol	LLYFC13
Exchange	Eurex
Currency	USD
Security type	Future
Underlying	ELI LILLY AND COMPANY
Maturity	08-2025
Contract size	100

Market data

Bid (Bid size)	- USD (-)
Ask (Ask size)	- USD (-)
Open	852.8772 USD
High	852.8772 USD
Low	852.8772 USD
Close (prev. day)	871.6071 USD
Underlying	ELI LILLY AND COMPANY
Underlying price (date)	804.62 (24/07/26)
Settlement price (date)	852.88 (24/07/26)
Open Interest	0

Performance and Risk

	6m	1y	3y
Perf (%)	+27.79%	+80.26%	-
Perf (abs.)	+185.49	+379.73	-
Beta	-	-	-
Volatility	46.59	40.14	-

Futures and Options

Related Futures	-
Related Options	-












Information about previous performance does not guarantee future performance.
 Source: FactSet

Price data

Ø price 5 days Ø volume 5 days (pcs.)	892.5796 USD (0)
Ø price 30 days Ø volume 30 days (pcs.)	939.4808 USD (0)
Ø price 100 days Ø volume 100 days (pcs.)	846.0957 USD (0)
Ø price 250 days Ø volume 250 days (pcs.)	698.9576 USD (0)
YTD High date	997.0681 USD (2024/07/15)
YTD Low date	612.3273 USD (2024/01/02)
52 Weeks High date	997.0681 USD (2024/07/15)
52 Weeks Low date	472.3645 USD (2023/08/04)

Recent Research

on underlying	on sector	on market	
Date		Headline	Download
2024/07/24		Global Equity Ratings	
2024/07/24		Aktienempfehlungen Global	
2024/07/15		Aktienempfehlungen Global	
2024/07/12		Global Equity Ratings	
2024/06/21		Global Equity Ratings	