

JOHNSON & JOHNSON FUTURE (JNJF) - EUX/C12

2024/08/14 18:36:44

Price
160.4986 USD

Difference  0.45% (0.72)

General attributes

Symbol	JNJFC12
Exchange	Eurex
Currency	USD
Security type	Future
Underlying	JOHNSON & JOHNSON
Maturity	07-2025
Contract size	100

Market data

Bid (Bid size)	- USD (-)
Ask (Ask size)	- USD (-)
Open	160.4986 USD
High	160.4986 USD
Low	160.4986 USD
Close (prev. day)	159.7743 USD
Underlying	JOHNSON & JOHNSON
Underlying price (date)	158.48 (24/08/14)
Settlement price (date)	160.50 (24/08/14)
Open Interest	0

Performance and Risk

	6m	1y	3y
Perf (%)	+1.30%	-9.64%	-
Perf (abs.)	+2.06	-17.11	-
Beta	-	-	-
Volatility	17.47	15.99	-

Futures and Options

Related Futures	-
Related Options	-

5y












Information about previous performance does not guarantee future performance.
Source: FactSet

Price data

Ø price 5 days Ø volume 5 days (pcs.)	161.2964 USD (0)
Ø price 30 days Ø volume 30 days (pcs.)	158.1167 USD (0)
Ø price 100 days Ø volume 100 days (pcs.)	155.1314 USD (0)
Ø price 250 days Ø volume 250 days (pcs.)	159.2508 USD (0)
YTD High date	166.1135 USD (2024/03/01)
YTD Low date	146.6693 USD (2024/04/17)
52 Weeks High date	178.9937 USD (2023/08/15)
52 Weeks Low date	146.6693 USD (2024/04/17)

Recent Research

on underlying	on sector	on market	
Date		Headline	Download
2024/08/12		Global Equity Ratings	
2024/08/12		Aktienempfehlungen Global	
2024/07/24		Global Equity Ratings	
2024/07/24		Aktienempfehlungen Global	
2024/07/15		Aktienempfehlungen Global	