


# JOHNSON & JOHNSON FUTURE (JNJF) - EUX/C12

2024/05/06 18:29:50

**Price**  
**151.0299** USD  
 Difference  -0.26% (-0.39)

General attributes	
Symbol	JNJFC12
Exchange	Eurex
Currency	USD
Security type	Future
Underlying	JOHNSON & JOHNSON
Maturity	05-2025
Contract size	100

Market data	
Bid (Bid size)	- USD (-)
Ask (Ask size)	- USD (-)
Open	151.0299 USD
High	151.0299 USD
Low	151.0299 USD
Close (prev. day)	151.4188 USD
Underlying	JOHNSON & JOHNSON
Underlying price (date)	152.42 (24/05/20)
Settlement price (date)	156.30 (24/05/17)
Open Interest	0

Performance and Risk			
	6m	1y	3y
Perf (%)	-2.69%	-8.75%	-
Perf (abs.)	-4.17	-14.48	-
Beta	-	-	-
Volatility	14.40	15.96	-










Futures and Options	
Related Futures	-
Related Options	-



Information about previous performance does not guarantee future performance.  
 Source: FactSet

Price data	
Ø price 5 days   Ø volume 5 days (pcs.)	150.6058 USD (0)
Ø price 30 days   Ø volume 30 days (pcs.)	153.5975 USD (0)
Ø price 100 days   Ø volume 100 days (pcs.)	159.4712 USD (0)
Ø price 250 days   Ø volume 250 days (pcs.)	162.2093 USD (0)
YTD High   date	166.1135 USD (2024/03/01)
YTD Low   date	146.6693 USD (2024/04/17)
52 Weeks High   date	180.2715 USD (2023/07/28)
52 Weeks Low   date	146.6693 USD (2024/04/17)

### Recent Research

on underlying	on sector	on market	
Date		Headline	Download
2024/04/26		Global Equity Ratings	
2024/04/26		Aktienempfehlungen Global	
2024/04/03		Global Equity Ratings	
2024/04/03		Aktienempfehlungen Global	
2024/03/13		Global Equity Ratings	