

KELLOGG CO. FUTURE (KELF) - EUX/C1

2024/07/26 18:35:29

Price
57.5412 USD

Difference  -0.03% (-0.02)

General attributes

Symbol	KELFC1
Exchange	Eurex
Currency	USD
Security type	Future
Underlying	KELLANOVA
Maturity	08-2024
Contract size	100

Market data

Bid (Bid size)	- USD (-)
Ask (Ask size)	- USD (-)
Open	57.5412 USD
High	57.5412 USD
Low	57.5412 USD
Close (prev. day)	57.5611 USD
Underlying	KELLANOVA
Underlying price (date)	57.47 (24/07/26)
Settlement price (date)	57.54 (24/07/26)
Open Interest	0

Performance and Risk

	6m	1y	3y
Perf (%)	+4.62%	-15.61%	-
Perf (abs.)	+2.54	-10.65	-
Beta	-	-	-
Volatility	23.23	24.75	-

Futures and Options

Related Futures	-
Related Options	-










Information about previous performance does not guarantee future performance.
Source: FactSet

Price data

Ø price 5 days Ø volume 5 days (pcs.)	57.4155 USD (0)
Ø price 30 days Ø volume 30 days (pcs.)	57.8345 USD (0)
Ø price 100 days Ø volume 100 days (pcs.)	56.8552 USD (0)
Ø price 250 days Ø volume 250 days (pcs.)	55.9226 USD (0)
YTD High date	61.1903 USD (2024/05/02)
YTD Low date	52.5300 USD (2024/03/15)
52 Weeks High date	67.9264 USD (2023/07/28)
52 Weeks Low date	48.1791 USD (2023/10/12)

Recent Research

on sector		on market	
Date		Headline	Download
2024/07/26		Equity Weekly	
2024/07/24		Global Equity Ratings	
2024/07/24		Aktienempfehlungen Global	
2024/07/15		Aktienempfehlungen Global	
2024/07/12		Equity Weekly	