

KESKO OY FUTURE (KEKG) - EUX/C10

2024/07/16 18:50:39

Price
16.1335 EUR

Difference  -0.68% (-0.11)

General attributes

Symbol	KEKGC10
Exchange	Eurex
Currency	EUR
Security type	Future
Underlying	KESKO OYJ CLASS B
Maturity	04-2025
Contract size	100

Market data

Bid (Bid size)	- EUR (-)
Ask (Ask size)	- EUR (-)
Open	16.1335 EUR
High	16.1335 EUR
Low	16.1335 EUR
Close (prev. day)	16.2433 EUR
Underlying	KESKO OYJ CLASS B
Underlying price (date)	16.345 (24/07/16)
Settlement price (date)	16.13 (24/07/16)
Open Interest	0

Performance and Risk

	6m	1y	3y
Perf (%)	-6.27%	-6.83%	-
Perf (abs.)	-1.08	-1.18	-
Beta	-	-	-
Volatility	26.16	22.53	-

Futures and Options

Related Futures	-
Related Options	-

5y












Information about previous performance does not guarantee future performance.
Source: FactSet

Price data

Ø price 5 days Ø volume 5 days (pcs.)	16.3368 EUR (0)
Ø price 30 days Ø volume 30 days (pcs.)	16.3285 EUR (0)
Ø price 100 days Ø volume 100 days (pcs.)	16.6602 EUR (0)
Ø price 250 days Ø volume 250 days (pcs.)	16.9323 EUR (0)
YTD High date	18.5991 EUR (2024/01/30)
YTD Low date	15.6729 EUR (2024/04/25)
52 Weeks High date	18.5991 EUR (2024/01/30)
52 Weeks Low date	14.8294 EUR (2023/10/25)

Recent Research

on sector		on market	
Date		Headline	Download
2024/07/15		Aktienempfehlungen Global	
2024/07/12		Global Equity Ratings	
2024/06/21		Equity Weekly	
2024/06/21		Global Equity Ratings	
2024/06/21		Aktienempfehlungen Global	