

KESKO OY FUTURE (KEKG) - EUX/C10

2024/06/21 12:51:20

Price
16.255 EUR

Difference  -1.26% (-0.21)

General attributes

Symbol	KEKGC10
Exchange	Eurex
Currency	EUR
Security type	Future
Underlying	KESKO OYJ CLASS B
Maturity	04-2025
Contract size	100

Market data

Bid (Bid size)	- EUR (-)
Ask (Ask size)	- EUR (-)
Open	16.255 EUR
High	16.255 EUR
Low	16.255 EUR
Close (prev. day)	16.4616 EUR
Underlying	KESKO OYJ CLASS B
Underlying price (date)	16.765 (24/06/25)
Settlement price (date)	16.43 (24/06/24)
Open Interest	0

Performance and Risk

	6m	1y	3y
Perf (%)	-6.81%	-5.03%	-
Perf (abs.)	-1.19	-0.86	-
Beta	-	-	-
Volatility	25.75	22.00	-

Futures and Options

Related Futures	-
Related Options	-

5y












Information about previous performance does not guarantee future performance.
Source: FactSet

Price data

Ø price 5 days Ø volume 5 days (pcs.)	16.405 EUR (0)
Ø price 30 days Ø volume 30 days (pcs.)	- EUR (-)
Ø price 100 days Ø volume 100 days (pcs.)	16.892 EUR (0)
Ø price 250 days Ø volume 250 days (pcs.)	16.982 EUR (0)
YTD High date	18.599 EUR (2024/01/30)
YTD Low date	15.673 EUR (2024/04/25)
52 Weeks High date	18.599 EUR (2024/01/30)
52 Weeks Low date	14.829 EUR (2023/10/25)

Recent Research

on sector		on market	
Date		Headline	Download
2024/06/21		Equity Weekly	
2024/06/21		Global Equity Ratings	
2024/06/21		Aktienempfehlungen Global	
2024/06/14		Global Equity Ratings	
2024/06/14		Aktienempfehlungen Global	