

KESKO OY FUTURE (KEKG) - EUX/C10

2024/05/06 18:29:51

Price
15.8697 EUR

Difference  -0.04% (-0.01)

General attributes

Symbol	KEKGC10
Exchange	Eurex
Currency	EUR
Security type	Future
Underlying	KESKO OYJ CLASS B
Maturity	03-2025
Contract size	100

Market data

Bid (Bid size)	- EUR (-)
Ask (Ask size)	- EUR (-)
Open	15.8697 EUR
High	15.8697 EUR
Low	15.8697 EUR
Close (prev. day)	15.8766 EUR
Underlying	KESKO OYJ CLASS B
Underlying price (date)	16.305 (24/06/06)
Settlement price (date)	15.86 (24/06/05)
Open Interest	0

Performance and Risk

	6m	1y	3y
Perf (%)	-2.26%	-15.68%	-
Perf (abs.)	-0.37	-2.95	-
Beta	-	-	-
Volatility	23.89	22.39	-

Futures and Options

Related Futures	-
Related Options	-

5y












Information about previous performance does not guarantee future performance.
Source: FactSet

Price data

Ø price 5 days Ø volume 5 days (pcs.)	15.8409 EUR (0)
Ø price 30 days Ø volume 30 days (pcs.)	16.5146 EUR (0)
Ø price 100 days Ø volume 100 days (pcs.)	17.1057 EUR (0)
Ø price 250 days Ø volume 250 days (pcs.)	17.0937 EUR (0)
YTD High date	18.5991 EUR (2024/01/30)
YTD Low date	15.6729 EUR (2024/04/25)
52 Weeks High date	18.9941 EUR (2023/06/14)
52 Weeks Low date	14.8294 EUR (2023/10/25)

Recent Research

on sector	on market	Date	Headline	Download
		2024/05/31	 Equity Weekly	
		2024/05/29	 Global Equity Ratings	
		2024/05/29	 Aktienempfehlungen Global	
		2024/04/26	 Global Equity Ratings	
		2024/04/26	 Aktienempfehlungen Global	