

KESKO OY FUTURE (KEKG) - EUX/C10

2024/04/26 18:31:35

Price
15.816 EUR

Difference  0.91% (0.14)

General attributes

Symbol	KEKGC10
Exchange	Eurex
Currency	EUR
Security type	Future
Underlying	KESKO OYJ CLASS B
Maturity	02-2025
Contract size	100

Market data

Bid (Bid size)	- EUR (-)
Ask (Ask size)	- EUR (-)
Open	15.816 EUR
High	15.816 EUR
Low	15.816 EUR
Close (prev. day)	15.6729 EUR
Underlying	KESKO OYJ CLASS B
Underlying price (date)	16.155 (24/04/29)
Settlement price (date)	15.82 (24/04/26)
Open Interest	0

Performance and Risk

	6m	1y	3y
Perf (%)	+4.20%	-23.92%	-
Perf (abs.)	+0.64	-4.97	-
Beta	-	-	-
Volatility	24.09	24.73	-

Futures and Options

Related Futures	-
Related Options	-

5y












Information about previous performance does not guarantee future performance.
Source: FactSet

Price data

Ø price 5 days Ø volume 5 days (pcs.)	16.296 EUR (0)
Ø price 30 days Ø volume 30 days (pcs.)	16.701 EUR (0)
Ø price 100 days Ø volume 100 days (pcs.)	17.178 EUR (0)
Ø price 250 days Ø volume 250 days (pcs.)	17.153 EUR (0)
YTD High date	18.599 EUR (2024/01/30)
YTD Low date	15.673 EUR (2024/04/25)
52 Weeks High date	20.719 EUR (2023/04/27)
52 Weeks Low date	14.829 EUR (2023/10/25)

Recent Research

on sector		on market	
Date		Headline	Download
2024/04/26		Global Equity Ratings	
2024/04/26		Aktienempfehlungen Global	
2024/04/03		Global Equity Ratings	
2024/04/03		Aktienempfehlungen Global	
2024/03/13		Global Equity Ratings	