

INTEL CORP. FUTURE (INTF) - EUX/C12

2024/08/14 18:36:42

Price
20.9207 USDDifference  0.35% (0.07)

General attributes

| | |
|---------------|-------------|
| Symbol | INTFC12 |
| Exchange | Eurex |
| Currency | USD |
| Security type | Future |
| Underlying | INTEL CORP. |
| Maturity | 07-2025 |
| Contract size | 100 |

Market data

| | |
|-------------------------|------------------|
| Bid (Bid size) | - USD (-) |
| Ask (Ask size) | - USD (-) |
| Open | 20.9207 USD |
| High | 20.9207 USD |
| Low | 20.9207 USD |
| Close (prev. day) | 20.8482 USD |
| Underlying | INTEL CORP. |
| Underlying price (date) | 19.92 (24/08/14) |
| Settlement price (date) | 20.92 (24/08/14) |
| Open Interest | 0 |

Performance and Risk

| | 6m | 1y | 3y |
|-------------|---------|---------|----|
| Perf (%) | -54.31% | -42.95% | - |
| Perf (abs.) | -24.87 | -15.75 | - |
| Beta | - | - | - |
| Volatility | 69.33 | 53.24 | - |

Futures and Options

| | |
|-----------------|---|
| Related Futures | - |
| Related Options | - |

5y













Information about previous performance does not guarantee future performance.
Source: FactSet

Price data

| | |
|---|--------------------------|
| Ø price 5 days Ø volume 5 days (pcs.) | 20.6122 USD (0) |
| Ø price 30 days Ø volume 30 days (pcs.) | 28.9282 USD (0) |
| Ø price 100 days Ø volume 100 days (pcs.) | 33.6614 USD (0) |
| Ø price 250 days Ø volume 250 days (pcs.) | 40.4164 USD (0) |
| YTD High date | 52.0239 USD (2024/01/25) |
| YTD Low date | 20.3212 USD (2024/08/12) |
| 52 Weeks High date | 52.7881 USD (2023/12/27) |
| 52 Weeks Low date | 20.3212 USD (2024/08/12) |

Recent Research

| on underlying on sector on market | | | |
|---------------------------------------|---|---------------------------|---|
| Date | | Headline | Download |
| 2024/08/12 |  | Global Equity Ratings |  |
| 2024/08/12 |  | Aktienempfehlungen Global |  |
| 2024/07/24 |  | Global Equity Ratings |  |
| 2024/07/24 |  | Aktienempfehlungen Global |  |
| 2024/07/15 |  | Aktienempfehlungen Global |  |