

KONE OYJ FUTURE (KC4L) - EUX/C10

2024/05/03 18:33:01

Price
48.0604 EUR

Difference  2.17% (1.02)

General attributes

Symbol	KC4LC10
Exchange	Eurex
Currency	EUR
Security type	Future
Underlying	KONE OYJ
Maturity	02-2025
Contract size	100

Market data

Bid (Bid size)	- EUR (-)
Ask (Ask size)	- EUR (-)
Open	48.0604 EUR
High	48.0604 EUR
Low	48.0604 EUR
Close (prev. day)	47.0405 EUR
Underlying	KONE OYJ
Underlying price (date)	46.64 (24/05/03)
Settlement price (date)	48.06 (24/05/03)
Open Interest	0

Performance and Risk

	6m	1y	3y
Perf (%)	+14.43%	-10.52%	-
Perf (abs.)	+6.06	-5.65	-
Beta	-	-	-
Volatility	22.00	22.75	-

Futures and Options

Related Futures	-
Related Options	-












5y

Information about previous performance does not guarantee future performance.
Source: FactSet

Price data

Ø price 5 days Ø volume 5 days (pcs.)	47.3451 EUR (0)
Ø price 30 days Ø volume 30 days (pcs.)	45.2015 EUR (0)
Ø price 100 days Ø volume 100 days (pcs.)	44.7798 EUR (0)
Ø price 250 days Ø volume 250 days (pcs.)	44.3387 EUR (0)
YTD High date	48.0604 EUR (2024/05/03)
YTD Low date	42.3063 EUR (2024/01/17)
52 Weeks High date	54.3925 EUR (2023/05/08)
52 Weeks Low date	38.0460 EUR (2023/10/24)

Recent Research

on underlying	on sector	on market	
Date		Headline	Download
2023/10/27		Global Equity Ratings	
2023/10/27		Aktienempfehlungen Global	
2023/09/29		Global Equity Ratings	
2023/09/29		Aktienempfehlungen Global	
2023/09/08		Global Equity Ratings	