


IMCD N.V. FUTURE (IMCF) - EUX/C12

2024/04/26 18:31:31

Price
144.8933 EUR

Difference  **-4.97% (-7.58)**

General attributes

Symbol	IMCFC12
Exchange	Eurex
Currency	EUR
Security type	Future
Underlying	IMCD N.V.
Maturity	04-2025
Contract size	100

Market data

Bid (Bid size)	- EUR (-)
Ask (Ask size)	- EUR (-)
Open	144.8933 EUR
High	144.8933 EUR
Low	144.8933 EUR
Close (prev. day)	152.4716 EUR
Underlying	IMCD N.V.
Underlying price (date)	141.70 (24/04/26)
Settlement price (date)	144.89 (24/04/26)
Open Interest	0

Performance and Risk

	6m	1y	3y
Perf (%)	+27.62%	+2.68%	-
Perf (abs.)	+31.36	+3.78	-
Beta	-	-	-
Volatility	25.46	24.10	-

Futures and Options

Related Futures	-
Related Options	-









Information about previous performance does not guarantee future performance.
 Source: FactSet

Price data

Ø price 5 days Ø volume 5 days (pcs.)	153.1025 EUR (0)
Ø price 30 days Ø volume 30 days (pcs.)	161.2333 EUR (0)
Ø price 100 days Ø volume 100 days (pcs.)	154.2424 EUR (0)
Ø price 250 days Ø volume 250 days (pcs.)	141.1335 EUR (0)
YTD High date	171.8816 EUR (2024/03/22)
YTD Low date	142.5619 EUR (2024/02/13)
52 Weeks High date	171.8816 EUR (2024/03/22)
52 Weeks Low date	113.1399 EUR (2023/10/18)

Recent Research

on sector		on market	
Date		Headline	Download
2024/04/26		Global Equity Ratings	
2024/04/26		Aktienempfehlungen Global	
2024/04/15		Aktienempfehlungen Österreich	
2024/04/03		Global Equity Ratings	
2024/04/03		Aktienempfehlungen Global	