

KESKO OY FUTURE (KEKG) - EUX/C11

2024/07/16 18:50:39

Price
16.1793 EUR

Difference  -0.68% (-0.11)

General attributes

Symbol	KEKGC11
Exchange	Eurex
Currency	EUR
Security type	Future
Underlying	KESKO OYJ CLASS B
Maturity	05-2025
Contract size	100

Market data

Bid (Bid size)	- EUR (-)
Ask (Ask size)	- EUR (-)
Open	16.1793 EUR
High	16.1793 EUR
Low	16.1793 EUR
Close (prev. day)	16.2894 EUR
Underlying	KESKO OYJ CLASS B
Underlying price (date)	16.345 (24/07/16)
Settlement price (date)	16.18 (24/07/16)
Open Interest	0

Performance and Risk

	6m	1y	3y
Perf (%)	-6.21%	-6.86%	-
Perf (abs.)	-1.07	-1.19	-
Beta	-	-	-
Volatility	28.01	23.46	-

Futures and Options

Related Futures	-
Related Options	-

5y












Information about previous performance does not guarantee future performance.
Source: FactSet

Price data

Ø price 5 days Ø volume 5 days (pcs.)	16.3832 EUR (0)
Ø price 30 days Ø volume 30 days (pcs.)	16.2968 EUR (0)
Ø price 100 days Ø volume 100 days (pcs.)	16.6623 EUR (0)
Ø price 250 days Ø volume 250 days (pcs.)	16.9101 EUR (0)
YTD High date	18.6476 EUR (2024/01/30)
YTD Low date	15.7113 EUR (2024/04/25)
52 Weeks High date	18.6476 EUR (2024/01/30)
52 Weeks Low date	14.6224 EUR (2023/10/25)

Recent Research

on sector		on market	
Date		Headline	Download
2024/07/15		Aktienempfehlungen Global	
2024/07/12		Global Equity Ratings	
2024/06/21		Equity Weekly	
2024/06/21		Global Equity Ratings	
2024/06/21		Aktienempfehlungen Global	