

KESKO OY FUTURE (KEKG) - EUX/C11

2024/05/06 18:29:51

Price
15.908 EUR

Difference  -0.05% (-0.01)

General attributes

Symbol	KEKGC11
Exchange	Eurex
Currency	EUR
Security type	Future
Underlying	KESKO OYJ CLASS B
Maturity	03-2025
Contract size	100

Market data

Bid (Bid size)	- EUR (-)
Ask (Ask size)	- EUR (-)
Open	15.908 EUR
High	15.908 EUR
Low	15.908 EUR
Close (prev. day)	15.9152 EUR
Underlying	KESKO OYJ CLASS B
Underlying price (date)	16.455 (24/05/10)
Settlement price (date)	16.24 (24/05/10)
Open Interest	0

Performance and Risk

	6m	1y	3y
Perf (%)	+3.89%	-15.71%	-
Perf (abs.)	+0.59	-2.95	-
Beta	-	-	-
Volatility	25.32	23.12	-

Futures and Options

Related Futures	-
Related Options	-

5y












Information about previous performance does not guarantee future performance.
Source: FactSet

Price data

Ø price 5 days Ø volume 5 days (pcs.)	15.997 EUR (0)
Ø price 30 days Ø volume 30 days (pcs.)	16.671 EUR (0)
Ø price 100 days Ø volume 100 days (pcs.)	17.129 EUR (0)
Ø price 250 days Ø volume 250 days (pcs.)	17.091 EUR (0)
YTD High date	18.648 EUR (2024/01/30)
YTD Low date	15.711 EUR (2024/04/25)
52 Weeks High date	18.970 EUR (2023/05/08)
52 Weeks Low date	14.622 EUR (2023/10/25)

Recent Research

on sector		on market	
Date		Headline	Download
2024/04/26		Global Equity Ratings	
2024/04/26		Aktienempfehlungen Global	
2024/04/03		Global Equity Ratings	
2024/04/03		Aktienempfehlungen Global	
2024/03/13		Global Equity Ratings	