

# KESKO OY FUTURE (KEKG) - EUX/C11

2024/04/29 18:33:06

Price  
**15.9495** EUR

Difference  0.60% (0.09)

### General attributes

Symbol	KEKGC11
Exchange	Eurex
Currency	EUR
Security type	Future
Underlying	KESKO OYJ CLASS B
Maturity	03-2025
Contract size	100

### Market data

Bid (Bid size)	- EUR (-)
Ask (Ask size)	- EUR (-)
Open	15.9495 EUR
High	15.9495 EUR
Low	15.9495 EUR
Close (prev. day)	15.8547 EUR
Underlying	KESKO OYJ CLASS B
Underlying price (date)	16.155 (24/04/29)
Settlement price (date)	15.95 (24/04/29)
Open Interest	0

### Performance and Risk

	6m	1y	3y
Perf (%)	+6.22%	-15.02%	-
Perf (abs.)	+0.93	-2.82	-
Beta	-	-	-
Volatility	25.38	23.16	-

### Futures and Options

Related Futures	-
Related Options	-

5y












Information about previous performance does not guarantee future performance.  
Source: FactSet

### Price data

Ø price 5 days   Ø volume 5 days (pcs.)	16.1810 EUR (0)
Ø price 30 days   Ø volume 30 days (pcs.)	16.7009 EUR (0)
Ø price 100 days   Ø volume 100 days (pcs.)	17.1441 EUR (0)
Ø price 250 days   Ø volume 250 days (pcs.)	17.1034 EUR (0)
YTD High   date	18.6476 EUR (2024/01/30)
YTD Low   date	15.7113 EUR (2024/04/25)
52 Weeks High   date	18.9698 EUR (2023/05/08)
52 Weeks Low   date	14.6224 EUR (2023/10/25)

### Recent Research

on sector		on market	
Date		Headline	Download
2024/04/26		Global Equity Ratings	
2024/04/26		Aktienempfehlungen Global	
2024/04/03		Global Equity Ratings	
2024/04/03		Aktienempfehlungen Global	
2024/03/13		Global Equity Ratings	