

# KESKO OY FUTURE (KEKG) - EUX/C1

2024/07/16 18:50:39

Price  
**16.3504** EUR

Difference  -0.65% (-0.11)

### General attributes

Symbol	KEKGC1
Exchange	Eurex
Currency	EUR
Security type	Future
Underlying	KESKO OYJ CLASS B
Maturity	07-2024
Contract size	100

### Market data

Bid (Bid size)	- EUR (-)
Ask (Ask size)	- EUR (-)
Open	16.3504 EUR
High	16.3504 EUR
Low	16.3504 EUR
Close (prev. day)	16.4573 EUR
Underlying	KESKO OYJ CLASS B
Underlying price (date)	16.345 (24/07/16)
Settlement price (date)	16.35 (24/07/16)
Open Interest	12,500

### Performance and Risk

	6m	1y	3y
Perf (%)	-6.63%	-6.79%	-
Perf (abs.)	-1.16	-1.19	-
Beta	-	-	-
Volatility	25.78	21.80	-

### Futures and Options

Related Futures	-
Related Options	-

5y












Information about previous performance does not guarantee future performance.  
Source: FactSet

### Price data

Ø price 5 days   Ø volume 5 days (pcs.)	16.5486 EUR (0)
Ø price 30 days   Ø volume 30 days (pcs.)	16.5548 EUR (0)
Ø price 100 days   Ø volume 100 days (pcs.)	16.9327 EUR (0)
Ø price 250 days   Ø volume 250 days (pcs.)	17.1863 EUR (588)
YTD High   date	18.8496 EUR (2024/01/30)
YTD Low   date	15.9529 EUR (2024/04/25)
52 Weeks High   date	18.8496 EUR (2024/01/30)
52 Weeks Low   date	15.1780 EUR (2023/10/25)

### Recent Research

on sector	on market		
Date		Headline	Download
2024/07/15		Aktienempfehlungen Global	
2024/07/12		Global Equity Ratings	
2024/06/21		Equity Weekly	
2024/06/21		Global Equity Ratings	
2024/06/21		Aktienempfehlungen Global	