

KESKO OY FUTURE (KEKG) - EUX/C1

2024/05/06 18:29:51

Price
16.1493 EUR

Difference  **-0.03% (-0.01)**

General attributes

Symbol	KEKGC1
Exchange	Eurex
Currency	EUR
Security type	Future
Underlying	KESKO OYJ CLASS B
Maturity	06-2024
Contract size	100

Market data

Bid (Bid size)	- EUR (-)
Ask (Ask size)	- EUR (-)
Open	16.1493 EUR
High	16.1493 EUR
Low	16.1493 EUR
Close (prev. day)	16.1546 EUR
Underlying	KESKO OYJ CLASS B
Underlying price (date)	16.135 (24/06/05)
Settlement price (date)	16.16 (24/06/05)
Open Interest	0

Performance and Risk

	6m	1y	3y
Perf (%)	+1.86%	-15.20%	-
Perf (abs.)	+0.29	-2.88	-
Beta	-	-	-
Volatility	23.01	21.50	-

Futures and Options

Related Futures	-
Related Options	-

5y












Information about previous performance does not guarantee future performance.
Source: FactSet

Price data

Ø price 5 days Ø volume 5 days (pcs.)	16.2303 EUR (0)
Ø price 30 days Ø volume 30 days (pcs.)	16.8783 EUR (0)
Ø price 100 days Ø volume 100 days (pcs.)	17.4101 EUR (460)
Ø price 250 days Ø volume 250 days (pcs.)	17.3664 EUR (645)
YTD High date	18.8496 EUR (2024/01/30)
YTD Low date	15.9529 EUR (2024/04/25)
52 Weeks High date	19.1935 EUR (2023/06/14)
52 Weeks Low date	15.1780 EUR (2023/10/25)

Recent Research

on sector		on market	
Date		Headline	Download
2024/05/31		Equity Weekly	
2024/05/29		Global Equity Ratings	
2024/05/29		Aktienempfehlungen Global	
2024/04/26		Global Equity Ratings	
2024/04/26		Aktienempfehlungen Global	