

INTEL CORP. FUTURE (INTF) - EUX/C13

2024/08/14 18:36:42

Price
20.9284 USDDifference  0.34% (0.07)

General attributes

Symbol	INTFC13
Exchange	Eurex
Currency	USD
Security type	Future
Underlying	INTEL CORP.
Maturity	08-2025
Contract size	100

Market data

Bid (Bid size)	- USD (-)
Ask (Ask size)	- USD (-)
Open	20.9284 USD
High	20.9284 USD
Low	20.9284 USD
Close (prev. day)	20.8569 USD
Underlying	INTEL CORP.
Underlying price (date)	19.92 (24/08/14)
Settlement price (date)	20.93 (24/08/14)
Open Interest	0

Performance and Risk

	6m	1y	3y
Perf (%)	-54.38%	-42.96%	-
Perf (abs.)	-24.94	-15.76	-
Beta	-	-	-
Volatility	67.12	52.48	-

Futures and Options

Related Futures	-
Related Options	-

5y












Information about previous performance does not guarantee future performance.
Source: FactSet

Price data

Ø price 5 days Ø volume 5 days (pcs.)	20.6208 USD (0)
Ø price 30 days Ø volume 30 days (pcs.)	29.9828 USD (0)
Ø price 100 days Ø volume 100 days (pcs.)	33.9409 USD (0)
Ø price 250 days Ø volume 250 days (pcs.)	40.5536 USD (0)
YTD High date	52.1104 USD (2024/01/25)
YTD Low date	20.3298 USD (2024/08/12)
52 Weeks High date	52.9225 USD (2023/12/27)
52 Weeks Low date	20.3298 USD (2024/08/12)

Recent Research

on underlying	on sector	on market	
Date		Headline	Download
2024/08/12		Global Equity Ratings	
2024/08/12		Aktienempfehlungen Global	
2024/07/24		Global Equity Ratings	
2024/07/24		Aktienempfehlungen Global	
2024/07/15		Aktienempfehlungen Global	