

INTEL CORP. FUTURE (INTF) - EUX/C13

2024/04/19 18:42:05

Price
35.9892 USD

Difference  -2.78% (-1.03)

General attributes

Symbol	INTFC13
Exchange	Eurex
Currency	USD
Security type	Future
Underlying	INTEL CORP.
Maturity	12-2025
Contract size	100

Market data

Bid (Bid size)	- USD (-)
Ask (Ask size)	- USD (-)
Open	35.9892 USD
High	35.9892 USD
Low	35.9892 USD
Close (prev. day)	37.0182 USD
Underlying	INTEL CORP.
Underlying price (date)	34.20 (24/04/19)
Settlement price (date)	36.81 (24/04/19)
Open Interest	0

Performance and Risk

	6m	1y	3y
Perf (%)	-4.23%	+11.00%	-
Perf (abs.)	-1.59	+3.57	-
Beta	-	-	-
Volatility	40.01	39.50	-

Futures and Options

Related Futures	-
Related Options	-

5y












Information about previous performance does not guarantee future performance.
 Source: FactSet

Price data

Ø price 5 days Ø volume 5 days (pcs.)	37.2225 USD (0)
Ø price 30 days Ø volume 30 days (pcs.)	42.5881 USD (0)
Ø price 100 days Ø volume 100 days (pcs.)	45.7469 USD (0)
Ø price 250 days Ø volume 250 days (pcs.)	39.9430 USD (0)
YTD High date	52.1104 USD (2024/01/25)
YTD Low date	35.9892 USD (2024/04/19)
52 Weeks High date	52.9225 USD (2023/12/27)
52 Weeks Low date	27.9920 USD (2023/05/25)

Recent Research

on underlying	on sector	on market	
Date		Headline	Download
2024/04/03		Global Equity Ratings	
2024/04/03		Aktienempfehlungen Global	
2024/03/13		Global Equity Ratings	
2024/03/13		Aktienempfehlungen Global	
2024/02/22		Aktienempfehlungen Global	