

L'OREAL FUTURE (LORF) - EUX/C11

2024/08/09 18:43:26

Price
388.3481 EUR

Difference  -0.86% (-3.38)

General attributes

Symbol	LORFC11
Exchange	Eurex
Currency	EUR
Security type	Future
Underlying	L'OREAL S.A.
Maturity	06-2025
Contract size	100

Market data

Bid (Bid size)	- EUR (-)
Ask (Ask size)	- EUR (-)
Open	388.3481 EUR
High	388.3481 EUR
Low	388.3481 EUR
Close (prev. day)	391.7259 EUR
Underlying	L'OREAL S.A.
Underlying price (date)	382.75 (24/08/09)
Settlement price (date)	388.35 (24/08/09)
Open Interest	0

Performance and Risk

	6m	1y	3y
Perf (%)	-8.99%	-6.46%	-
Perf (abs.)	-38.36	-26.84	-
Beta	-	-	-
Volatility	23.74	22.18	-

Futures and Options

Related Futures	-
Related Options	-












5y

Information about previous performance does not guarantee future performance.
 Source: FactSet

Price data

Ø price 5 days Ø volume 5 days (pcs.)	391.8277 EUR (0)
Ø price 30 days Ø volume 30 days (pcs.)	403.2566 EUR (0)
Ø price 100 days Ø volume 100 days (pcs.)	427.4956 EUR (0)
Ø price 250 days Ø volume 250 days (pcs.)	430.1943 EUR (0)
YTD High date	464.3661 EUR (2024/02/05)
YTD Low date	387.2115 EUR (2024/08/02)
52 Weeks High date	464.3661 EUR (2024/02/05)
52 Weeks Low date	387.2115 EUR (2024/08/02)

Recent Research

on underlying	on sector	on market	
Date		Headline	Download
2024/07/24		Global Equity Ratings	
2024/07/24		Aktienempfehlungen Global	
2024/07/15		Aktienempfehlungen Global	
2024/07/12		Global Equity Ratings	
2024/06/21		Global Equity Ratings	