

L'OREAL FUTURE (LORF) - EUX/C11

2024/07/16 18:50:41

Price
407.1492 EURDifference  -1.58% (-6.55)

General attributes

Symbol	LORFC11
Exchange	Eurex
Currency	EUR
Security type	Future
Underlying	L'OREAL S.A.
Maturity	05-2025
Contract size	100

Market data

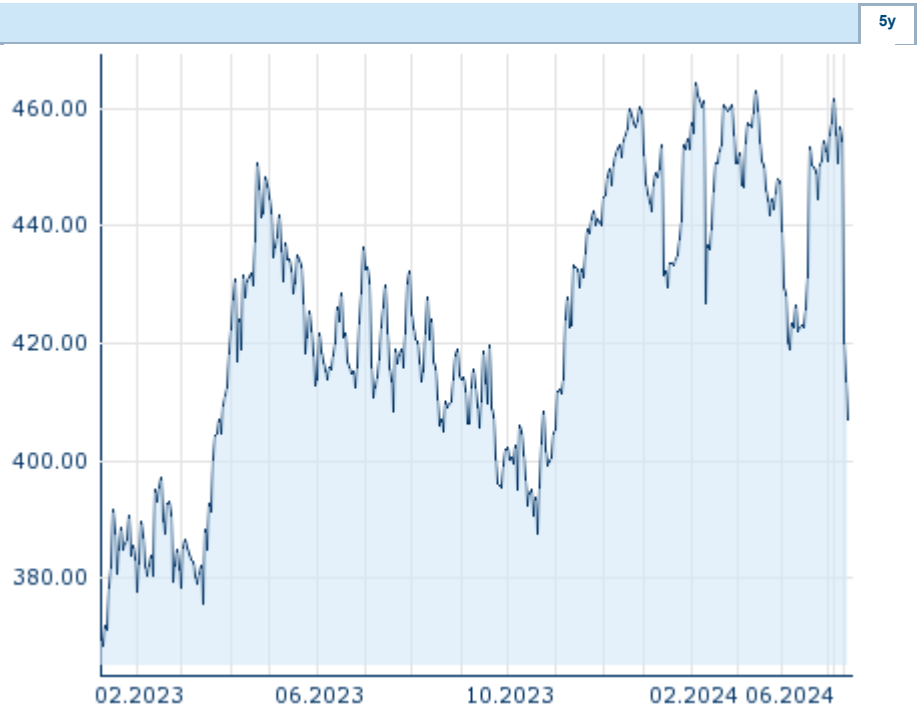
Bid (Bid size)	- EUR (-)
Ask (Ask size)	- EUR (-)
Open	407.1492 EUR
High	407.1492 EUR
Low	407.1492 EUR
Close (prev. day)	413.6952 EUR
Underlying	L'OREAL S.A.
Underlying price (date)	400.00 (24/07/16)
Settlement price (date)	407.15 (24/07/16)
Open Interest	0

Performance and Risk

	6m	1y	3y
Perf (%)	-5.79%	-5.29%	-
Perf (abs.)	-25.02	-22.74	-
Beta	-	-	-
Volatility	26.42	21.94	-

Futures and Options

Related Futures	-
Related Options	-












Information about previous performance does not guarantee future performance.
Source: FactSet

Price data

Ø price 5 days Ø volume 5 days (pcs.)	413.7231 EUR (0)
Ø price 30 days Ø volume 30 days (pcs.)	440.1478 EUR (0)
Ø price 100 days Ø volume 100 days (pcs.)	444.3884 EUR (0)
Ø price 250 days Ø volume 250 days (pcs.)	431.8499 EUR (0)
YTD High date	464.3661 EUR (2024/02/05)
YTD Low date	407.1492 EUR (2024/07/16)
52 Weeks High date	464.3661 EUR (2024/02/05)
52 Weeks Low date	387.4540 EUR (2023/10/20)

Recent Research

on underlying	on sector	on market	
Date		Headline	Download
2024/07/15		Aktienempfehlungen Global	
2024/07/12		Global Equity Ratings	
2024/06/21		Global Equity Ratings	
2024/06/21		Aktienempfehlungen Global	
2024/06/14		Global Equity Ratings	