

L'OREAL FUTURE (LORF) - EUX/C11

2024/05/06 18:29:53

Price
457.4012 EURDifference  0.43% (1.97)

General attributes

Symbol	LORFC11
Exchange	Eurex
Currency	EUR
Security type	Future
Underlying	L'OREAL S.A.
Maturity	04-2025
Contract size	100

Market data

Bid (Bid size)	- EUR (-)
Ask (Ask size)	- EUR (-)
Open	457.4012 EUR
High	457.4012 EUR
Low	457.4012 EUR
Close (prev. day)	455.4327 EUR
Underlying	L'OREAL S.A.
Underlying price (date)	456.15 (24/06/06)
Settlement price (date)	470.60 (24/06/06)
Open Interest	0

Performance and Risk

	6m	1y	3y
Perf (%)	+11.14%	+4.44%	-
Perf (abs.)	+45.86	+19.44	-
Beta	-	-	-
Volatility	20.69	19.84	-

Futures and Options

Related Futures	-
Related Options	-












Information about previous performance does not guarantee future performance.
Source: FactSet

Price data

Ø price 5 days Ø volume 5 days (pcs.)	453.9041 EUR (0)
Ø price 30 days Ø volume 30 days (pcs.)	439.0835 EUR (0)
Ø price 100 days Ø volume 100 days (pcs.)	447.1605 EUR (0)
Ø price 250 days Ø volume 250 days (pcs.)	429.5208 EUR (0)
YTD High date	464.3661 EUR (2024/02/05)
YTD Low date	418.8927 EUR (2024/04/08)
52 Weeks High date	464.3661 EUR (2024/02/05)
52 Weeks Low date	387.4540 EUR (2023/10/20)

Recent Research

on underlying	on sector	on market	
Date		Headline	Download
2024/05/29		Global Equity Ratings	
2024/05/29		Aktienempfehlungen Global	
2024/04/26		Global Equity Ratings	
2024/04/26		Aktienempfehlungen Global	
2024/04/03		Global Equity Ratings	