

## L'OREAL FUTURE (LORF) - EUX/C11

2024/05/06 18:29:53

Price  
**457.4012** EURDifference  0.43% (1.97)

## General attributes

Symbol	LORFC11
Exchange	Eurex
Currency	EUR
Security type	Future
Underlying	L'OREAL S.A.
Maturity	03-2025
Contract size	100

## Market data

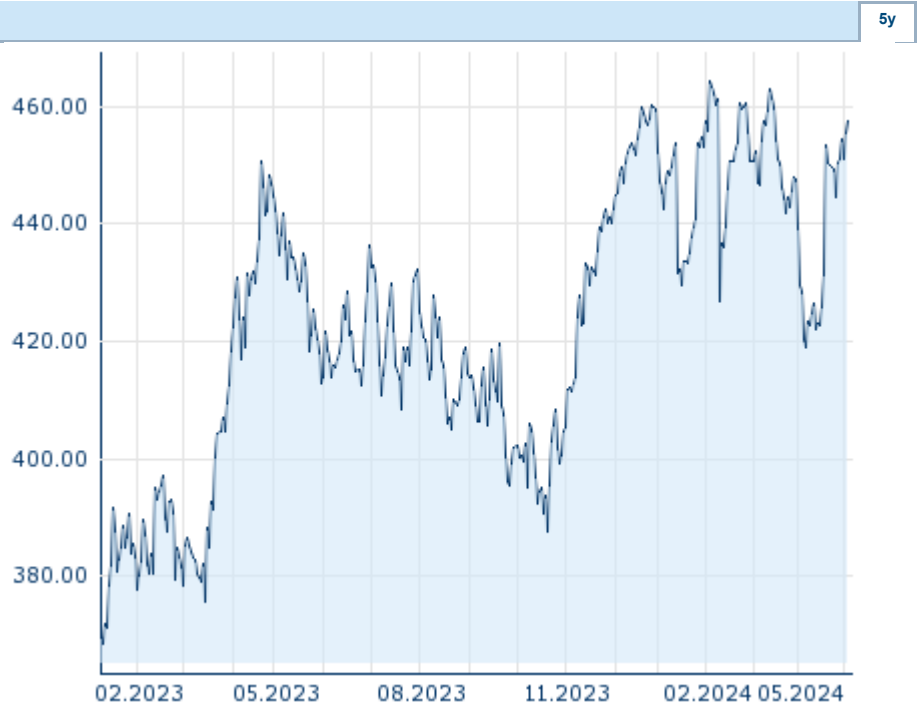
Bid (Bid size)	- EUR (-)
Ask (Ask size)	- EUR (-)
Open	457.4012 EUR
High	457.4012 EUR
Low	457.4012 EUR
Close (prev. day)	455.4327 EUR
Underlying	L'OREAL S.A.
Underlying price (date)	454.90 (24/05/13)
Settlement price (date)	468.08 (24/05/10)
Open Interest	0

## Performance and Risk

	6m	1y	3y
Perf (%)	+11.14%	+4.44%	-
Perf (abs.)	+45.86	+19.44	-
Beta	-	-	-
Volatility	20.69	19.84	-

## Futures and Options

Related Futures	-
Related Options	-












Information about previous performance does not guarantee future performance.  
Source: FactSet

## Price data

Ø price 5 days   Ø volume 5 days (pcs.)	453.9041 EUR (0)
Ø price 30 days   Ø volume 30 days (pcs.)	439.0835 EUR (0)
Ø price 100 days   Ø volume 100 days (pcs.)	447.1605 EUR (0)
Ø price 250 days   Ø volume 250 days (pcs.)	429.5208 EUR (0)
YTD High   date	464.3661 EUR (2024/02/05)
YTD Low   date	418.8927 EUR (2024/04/08)
52 Weeks High   date	464.3661 EUR (2024/02/05)
52 Weeks Low   date	387.4540 EUR (2023/10/20)

## Recent Research

on underlying	on sector	on market	
Date		Headline	Download
2024/04/26		Global Equity Ratings	
2024/04/26		Aktienempfehlungen Global	
2024/04/03		Global Equity Ratings	
2024/04/03		Aktienempfehlungen Global	
2024/03/13		Global Equity Ratings	