

## L'OREAL FUTURE (LORF) - EUX/C1

2024/08/09 18:43:26

Price  
**383.0366** EUR

Difference  -0.85% (-3.29)

## General attributes

Symbol	LORFC1
Exchange	Eurex
Currency	EUR
Security type	Future
Underlying	L'OREAL S.A.
Maturity	08-2024
Contract size	100

## Market data

Bid (Bid size)	- EUR (-)
Ask (Ask size)	- EUR (-)
Open	383.0366 EUR
High	383.0366 EUR
Low	383.0366 EUR
Close (prev. day)	386.3302 EUR
Underlying	L'OREAL S.A.
Underlying price (date)	382.75 (24/08/09)
Settlement price (date)	383.04 (24/08/09)
Open Interest	0

## Performance and Risk

	6m	1y	3y
Perf (%)	-8.61%	-5.93%	-
Perf (abs.)	-36.09	-24.14	-
Beta	-	-	-
Volatility	22.34	21.52	-

## Futures and Options

Related Futures	-
Related Options	-












Information about previous performance does not guarantee future performance.  
 Source: FactSet

## Price data

Ø price 5 days   Ø volume 5 days (pcs.)	386.3638 EUR (0)
Ø price 30 days   Ø volume 30 days (pcs.)	396.7644 EUR (0)
Ø price 100 days   Ø volume 100 days (pcs.)	418.6024 EUR (23)
Ø price 250 days   Ø volume 250 days (pcs.)	421.9646 EUR (41)
YTD High   date	456.2918 EUR (2024/02/05)
YTD Low   date	381.6358 EUR (2024/08/02)
52 Weeks High   date	456.2918 EUR (2024/02/05)
52 Weeks Low   date	380.2500 EUR (2023/10/20)

## Recent Research

on underlying	on sector	on market	
Date		Headline	Download
2024/07/24		Global Equity Ratings	
2024/07/24		Aktienempfehlungen Global	
2024/07/15		Aktienempfehlungen Global	
2024/07/12		Global Equity Ratings	
2024/06/21		Global Equity Ratings	