

# L'OREAL FUTURE (LORF) - EUX/C1

2024/07/16 18:50:41

Price  
**400.1328** EUR

Difference  -1.56% (-6.35)

### General attributes

Symbol	LORFC1
Exchange	Eurex
Currency	EUR
Security type	Future
Underlying	L'OREAL S.A.
Maturity	07-2024
Contract size	100

### Market data

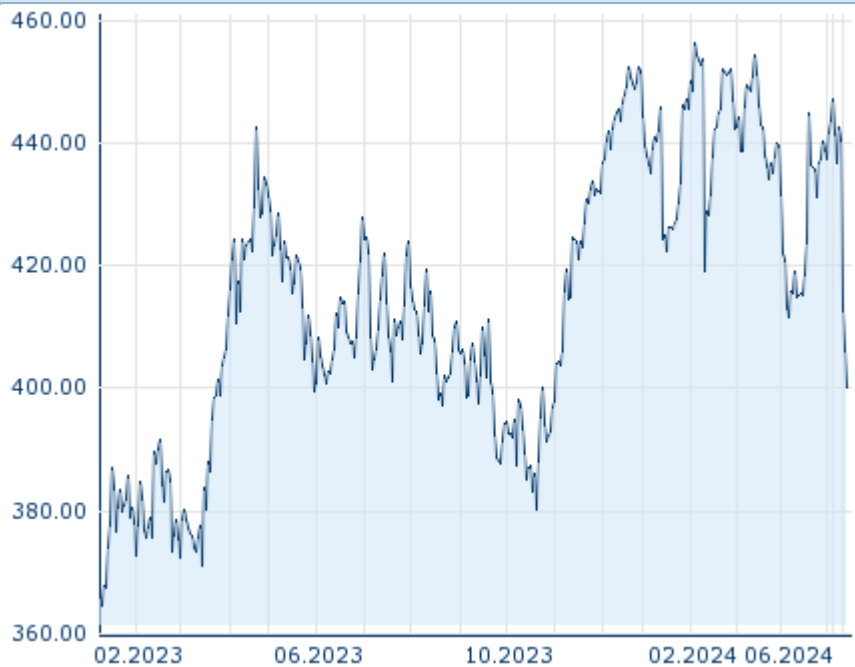
Bid (Bid size)	- EUR (-)
Ask (Ask size)	- EUR (-)
Open	400.1328 EUR
High	400.1328 EUR
Low	400.1328 EUR
Close (prev. day)	406.4798 EUR
Underlying	L'OREAL S.A.
Underlying price (date)	400.00 (24/07/16)
Settlement price (date)	400.13 (24/07/16)
Open Interest	0

### Performance and Risk

	6m	1y	3y
Perf (%)	-5.84%	-5.16%	-
Perf (abs.)	-24.80	-21.75	-
Beta	-	-	-
Volatility	25.31	21.31	-

### Futures and Options

Related Futures	-
Related Options	-












Information about previous performance does not guarantee future performance.  
Source: FactSet

### Price data

Ø price 5 days   Ø volume 5 days (pcs.)	406.5107 EUR (0)
Ø price 30 days   Ø volume 30 days (pcs.)	428.5527 EUR (64)
Ø price 100 days   Ø volume 100 days (pcs.)	434.8844 EUR (26)
Ø price 250 days   Ø volume 250 days (pcs.)	423.4661 EUR (41)
YTD High   date	456.2918 EUR (2024/02/05)
YTD Low   date	400.1328 EUR (2024/07/16)
52 Weeks High   date	456.2918 EUR (2024/02/05)
52 Weeks Low   date	380.2500 EUR (2023/10/20)

### Recent Research

on underlying	on sector	on market	
Date		Headline	Download
2024/07/15		Aktienempfehlungen Global	
2024/07/12		Global Equity Ratings	
2024/06/21		Global Equity Ratings	
2024/06/21		Aktienempfehlungen Global	
2024/06/14		Global Equity Ratings	