

# L'OREAL FUTURE (LORF) - EUX/C1

2024/04/26 18:31:38

Price  
**436.6388** EUR

Difference  1.28% (5.54)

### General attributes

Symbol	LORFC1
Exchange	Eurex
Currency	EUR
Security type	Future
Underlying	L'OREAL S.A.
Maturity	05-2024
Contract size	100

### Market data

Bid (Bid size)	440.1614 EUR (5)
Ask (Ask size)	441.922 EUR (5)
Open	436.6388 EUR
High	436.6388 EUR
Low	436.6388 EUR
Close (prev. day)	431.1011 EUR
Underlying	L'OREAL S.A.
Underlying price (date)	440.25 (24/04/29)
Settlement price (date)	436.64 (24/04/26)
Open Interest	0

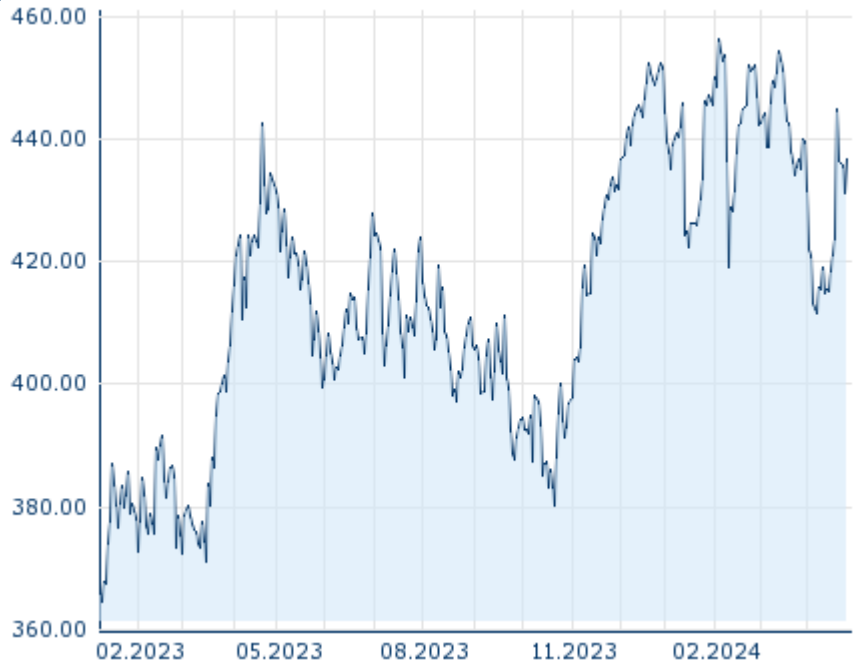
### Performance and Risk

	6m	1y	3y
Perf (%)	+10.79%	+1.89%	-
Perf (abs.)	+42.54	+8.12	-
Beta	-	-	-
Volatility	20.66	19.73	-

### Futures and Options

Related Futures	-
Related Options	-

5y












Information about previous performance does not guarantee future performance.  
Source: FactSet

### Price data

Ø price 5 days   Ø volume 5 days (pcs.)	435.2061 EUR (0)
Ø price 30 days   Ø volume 30 days (pcs.)	430.0764 EUR (12)
Ø price 100 days   Ø volume 100 days (pcs.)	438.6815 EUR (57)
Ø price 250 days   Ø volume 250 days (pcs.)	420.4560 EUR (57)
YTD High   date	456.2918 EUR (2024/02/05)
YTD Low   date	411.6920 EUR (2024/04/08)
52 Weeks High   date	456.2918 EUR (2024/02/05)
52 Weeks Low   date	380.2500 EUR (2023/10/20)

### Recent Research

on underlying	on sector	on market	
Date		Headline	Download
2024/04/26		Global Equity Ratings	
2024/04/26		Aktienempfehlungen Global	
2024/04/03		Global Equity Ratings	
2024/04/03		Aktienempfehlungen Global	
2024/03/13		Global Equity Ratings	