

JPMORGAN CHASE & CO. FUTURE (JPMF) - EUX/C10

2024/07/12 19:02:41

Price
211.8403 USD

Difference  -0.31% (-0.66)

General attributes

Symbol	JPMFC10
Exchange	Eurex
Currency	USD
Security type	Future
Underlying	JPMORGAN CHASE & CO
Maturity	04-2025
Contract size	100

Market data

Bid (Bid size)	- USD (-)
Ask (Ask size)	- USD (-)
Open	211.8403 USD
High	211.8403 USD
Low	211.8403 USD
Close (prev. day)	212.5004 USD
Underlying	JPMORGAN CHASE & CO
Underlying price (date)	204.945 (24/07/12)
Settlement price (date)	211.84 (24/07/12)
Open Interest	0

Performance and Risk

	6m	1y	3y
Perf (%)	+21.93%	+38.79%	-
Perf (abs.)	+38.10	+59.21	-
Beta	-	-	-
Volatility	21.96	19.09	-

Futures and Options

Related Futures	-
Related Options	-












5y

Information about previous performance does not guarantee future performance.
Source: FactSet

Price data

Ø price 5 days Ø volume 5 days (pcs.)	- USD (-)
Ø price 30 days Ø volume 30 days (pcs.)	202.4176 USD (0)
Ø price 100 days Ø volume 100 days (pcs.)	195.9349 USD (0)
Ø price 250 days Ø volume 250 days (pcs.)	169.5805 USD (0)
YTD High date	211.8403 USD (2024/07/12)
YTD Low date	168.8955 USD (2024/01/18)
52 Weeks High date	211.8403 USD (2024/07/12)
52 Weeks Low date	140.0669 USD (2023/10/30)

Recent Research

on underlying	on sector	on market	
Date		Headline	Download
2024/07/12		Global Equity Ratings	
2024/07/12		Aktienempfehlungen Global	
2024/06/21		Global Equity Ratings	
2024/06/21		Aktienempfehlungen Global	
2024/06/14		Global Equity Ratings	