

KESKO OY FUTURE (KEKG) - EUX/C12

2024/07/16 18:50:39

Price
16.2323 EUR

Difference  **-0.68% (-0.11)**

General attributes

Symbol	KEKGC12
Exchange	Eurex
Currency	EUR
Security type	Future
Underlying	KESKO OYJ CLASS B
Maturity	06-2025
Contract size	100

Market data

Bid (Bid size)	- EUR (-)
Ask (Ask size)	- EUR (-)
Open	16.2323 EUR
High	16.2323 EUR
Low	16.2323 EUR
Close (prev. day)	16.3427 EUR
Underlying	KESKO OYJ CLASS B
Underlying price (date)	16.345 (24/07/16)
Settlement price (date)	16.23 (24/07/16)
Open Interest	0

Performance and Risk

	6m	1y	3y
Perf (%)	-4.71%	-6.90%	-
Perf (abs.)	-0.80	-1.20	-
Beta	-	-	-
Volatility	26.18	22.81	-

Futures and Options

Related Futures	-
Related Options	-












5y

Information about previous performance does not guarantee future performance.
Source: FactSet

Price data

Ø price 5 days Ø volume 5 days (pcs.)	16.4367 EUR (0)
Ø price 30 days Ø volume 30 days (pcs.)	16.3476 EUR (0)
Ø price 100 days Ø volume 100 days (pcs.)	16.6269 EUR (0)
Ø price 250 days Ø volume 250 days (pcs.)	16.8321 EUR (0)
YTD High date	18.4337 EUR (2024/01/30)
YTD Low date	15.4972 EUR (2024/04/25)
52 Weeks High date	18.4337 EUR (2024/01/30)
52 Weeks Low date	14.6635 EUR (2023/10/25)

Recent Research

on sector	on market		
Date		Headline	Download
2024/07/15		Aktienempfehlungen Global	
2024/07/12		Global Equity Ratings	
2024/06/21		Equity Weekly	
2024/06/21		Global Equity Ratings	
2024/06/21		Aktienempfehlungen Global	