

KESKO OY FUTURE (KEKG) - EUX/C12

2024/05/06 18:29:51

Price
15.6937 EUR

Difference  **-0.05% (-0.01)**

General attributes

Symbol	KEKGC12
Exchange	Eurex
Currency	EUR
Security type	Future
Underlying	KESKO OYJ CLASS B
Maturity	04-2025
Contract size	100

Market data

Bid (Bid size)	- EUR (-)
Ask (Ask size)	- EUR (-)
Open	15.6937 EUR
High	15.6937 EUR
Low	15.6937 EUR
Close (prev. day)	15.7013 EUR
Underlying	KESKO OYJ CLASS B
Underlying price (date)	16.455 (24/05/10)
Settlement price (date)	16.03 (24/05/10)
Open Interest	0

Performance and Risk

	6m	1y	3y
Perf (%)	-2.36%	-16.02%	-
Perf (abs.)	-0.38	-2.99	-
Beta	-	-	-
Volatility	24.11	22.53	-

Futures and Options

Related Futures	-
Related Options	-












5y

Information about previous performance does not guarantee future performance.
Source: FactSet

Price data

Ø price 5 days Ø volume 5 days (pcs.)	15.6658 EUR (0)
Ø price 30 days Ø volume 30 days (pcs.)	16.5146 EUR (0)
Ø price 100 days Ø volume 100 days (pcs.)	17.0071 EUR (0)
Ø price 250 days Ø volume 250 days (pcs.)	17.0056 EUR (0)
YTD High date	18.4337 EUR (2024/01/30)
YTD Low date	15.4972 EUR (2024/04/25)
52 Weeks High date	18.8685 EUR (2023/06/14)
52 Weeks Low date	14.6635 EUR (2023/10/25)

Recent Research

on sector		on market	
Date		Headline	Download
2024/04/26		Global Equity Ratings	
2024/04/26		Aktienempfehlungen Global	
2024/04/03		Global Equity Ratings	
2024/04/03		Aktienempfehlungen Global	
2024/03/13		Global Equity Ratings	