


# IMCD N.V. FUTURE (IMCF) - EUX/C1

2024/04/26 18:31:31

**Price**  
**140.1222** EUR

**Difference**  **-4.97% (-7.33)**

**General attributes**

Symbol	IMCFC1
Exchange	Eurex
Currency	EUR
Security type	Future
Underlying	IMCD N.V.
Maturity	05-2024
Contract size	100

**Market data**

Bid (Bid size)	- EUR (-)
Ask (Ask size)	- EUR (-)
Open	140.1222 EUR
High	140.1222 EUR
Low	140.1222 EUR
Close (prev. day)	147.455 EUR
Underlying	IMCD N.V.
Underlying price (date)	141.70 (24/04/26)
Settlement price (date)	140.12 (24/04/26)
Open Interest	0

**Performance and Risk**

	6m	1y	3y
Perf (%)	+26.50%	+2.81%	-
Perf (abs.)	+29.36	+3.83	-
Beta	-	-	-
Volatility	25.69	24.23	-

**Futures and Options**

Related Futures	-
Related Options	-





Information about previous performance does not guarantee future performance.  
 Source: FactSet

**Price data**

Ø price 5 days   Ø volume 5 days (pcs.)	148.0808 EUR (0)
Ø price 30 days   Ø volume 30 days (pcs.)	157.4705 EUR (12)
Ø price 100 days   Ø volume 100 days (pcs.)	150.6089 EUR (4)
Ø price 250 days   Ø volume 250 days (pcs.)	137.5988 EUR (3)
YTD High   date	168.1061 EUR (2024/03/22)
YTD Low   date	139.2453 EUR (2024/02/13)
52 Weeks High   date	168.1061 EUR (2024/03/22)
52 Weeks Low   date	110.2745 EUR (2023/10/18)

**Recent Research**

on sector		on market	
Date		Headline	Download
2024/04/26		Global Equity Ratings	
2024/04/26		Aktienempfehlungen Global	
2024/04/15		Aktienempfehlungen Österreich	
2024/04/03		Global Equity Ratings	
2024/04/03		Aktienempfehlungen Global	