


HENKEL AG & CO.KGAA VORZUGS. FUTURE (HENG) - EUX/C10

2024/05/02 18:23:38

Price
76.2707 EUR

Difference  **-0.64% (-0.49)**

General attributes

Symbol	HENG10
Exchange	Eurex
Currency	EUR
Security type	Future
Underlying	HENKEL AG & CO KGAA VZ
Maturity	02-2025
Contract size	100

Market data

Bid (Bid size)	- EUR (-)
Ask (Ask size)	- EUR (-)
Open	76.2707 EUR
High	76.2707 EUR
Low	76.2707 EUR
Close (prev. day)	76.7605 EUR
Underlying	HENKEL AG & CO KGAA VZ
Underlying price (date)	74.00 (24/05/02)
Settlement price (date)	76.27 (24/05/02)
Open Interest	0



Information about previous performance does not guarantee future performance.
Source: FactSet

Performance and Risk

	6m	1y	3y
Perf (%)	+11.99%	+1.67%	-
Perf (abs.)	+8.22	+1.26	-
Beta	-	-	-
Volatility	15.39	14.65	-










Price data

Ø price 5 days Ø volume 5 days (pcs.)	75.5747 EUR (0)
Ø price 30 days Ø volume 30 days (pcs.)	73.9517 EUR (0)
Ø price 100 days Ø volume 100 days (pcs.)	73.1088 EUR (0)
Ø price 250 days Ø volume 250 days (pcs.)	72.6798 EUR (0)
YTD High date	76.7605 EUR (2024/04/30)
YTD Low date	69.5235 EUR (2024/02/28)
52 Weeks High date	80.6481 EUR (2023/05/19)
52 Weeks Low date	67.1054 EUR (2023/09/27)

Futures and Options

Related Futures	-
Related Options	-

Recent Research

on underlying	on sector	on market	
Date		Headline	Download
2022/05/04		Global Equity Ratings	
2022/05/04		Aktienempfehlungen Global	
2022/04/27		Global Equity Ratings	
2022/04/27		Aktienempfehlungen Global	
2022/04/14		Global Equity Ratings	