

# JPMORGAN CHASE & CO. FUTURE (JPMF) - EUX/C1

2024/07/12 19:02:41

**Price**  
**206.9568** USD  
 Difference  -0.30% (-0.62)

**General attributes**

Symbol	JPMFC1
Exchange	Eurex
Currency	USD
Security type	Future
Underlying	JPMORGAN CHASE & CO
Maturity	07-2024
Contract size	100

**Market data**

Bid (Bid size)	- USD (-)
Ask (Ask size)	- USD (-)
Open	206.9568 USD
High	206.9568 USD
Low	206.9568 USD
Close (prev. day)	207.5814 USD
Underlying	JPMORGAN CHASE & CO
Underlying price (date)	204.945 (24/07/12)
Settlement price (date)	206.96 (24/07/12)
Open Interest	0

**Performance and Risk**

	6m	1y	3y
Perf (%)	+21.44%	+38.57%	-
Perf (abs.)	+36.53	+57.60	-
Beta	-	-	-
Volatility	20.35	18.26	-

**Futures and Options**

Related Futures	-
Related Options	-

5y












Information about previous performance does not guarantee future performance.  
 Source: FactSet

**Price data**

Ø price 5 days   Ø volume 5 days (pcs.)	207.2119 USD (0)
Ø price 30 days   Ø volume 30 days (pcs.)	202.0922 USD (0)
Ø price 100 days   Ø volume 100 days (pcs.)	192.5321 USD (0)
Ø price 250 days   Ø volume 250 days (pcs.)	166.8294 USD (0)
YTD High   date	208.2185 USD (2024/07/09)
YTD Low   date	165.6123 USD (2024/01/18)
52 Weeks High   date	208.2185 USD (2024/07/09)
52 Weeks Low   date	137.4196 USD (2023/10/30)

**Recent Research**

on underlying	on sector	on market	
Date		Headline	Download
2024/07/12		Global Equity Ratings	
2024/07/12		Aktienempfehlungen Global	
2024/06/21		Global Equity Ratings	
2024/06/21		Aktienempfehlungen Global	
2024/06/14		Global Equity Ratings	