

HENKEL AG & CO.KGAA VORZUGS. FUTURE (HENG) - EUX/C12

2024/07/16 18:50:30

Price
82.895 EUR

Difference  **-0.03%** (-0.03)

General attributes

Symbol	HENG12
Exchange	Eurex
Currency	EUR
Security type	Future
Underlying	HENKEL AG & CO KGAA VZ
Maturity	06-2025
Contract size	100

Market data

Bid (Bid size)	- EUR (-)
Ask (Ask size)	- EUR (-)
Open	82.895 EUR
High	82.895 EUR
Low	82.895 EUR
Close (prev. day)	82.9237 EUR
Underlying	HENKEL AG & CO KGAA VZ
Underlying price (date)	81.46 (24/07/16)
Settlement price (date)	82.90 (24/07/16)
Open Interest	0

Performance and Risk

	6m	1y	3y
Perf (%)	+10.71%	+13.90%	-
Perf (abs.)	+8.02	+10.12	-
Beta	-	-	-
Volatility	20.30	16.38	-

Futures and Options

Related Futures	-
Related Options	-












Information about previous performance does not guarantee future performance.
 Source: FactSet

Price data

Ø price 5 days Ø volume 5 days (pcs.)	83.060 EUR (0)
Ø price 30 days Ø volume 30 days (pcs.)	83.651 EUR (0)
Ø price 100 days Ø volume 100 days (pcs.)	75.951 EUR (0)
Ø price 250 days Ø volume 250 days (pcs.)	72.924 EUR (0)
YTD High date	84.827 EUR (2024/06/17)
YTD Low date	69.889 EUR (2024/02/28)
52 Weeks High date	84.827 EUR (2024/06/17)
52 Weeks Low date	67.558 EUR (2023/09/27)

Recent Research

on underlying on sector on market			
Date		Headline	Download
2022/05/04		Global Equity Ratings	
2022/05/04		Aktienempfehlungen Global	
2022/04/27		Global Equity Ratings	
2022/04/27		Aktienempfehlungen Global	
2022/04/14		Global Equity Ratings	